

Oh-so-stylish  
HEART HANGINGS

**£998**  
in prizes to  
be won!\*

\*UK ONLY

**FREE GIFT\***  
Margaret Sherry card kit  
with 2 quick-stitch cards!

June 2015 / Issue 203 £4.99  
www.cross-stitching.com

# Cross Stitch craft

For cross stitch  
addicts just like  
YOU!


June 2015 /  
Issue 203  
**IMMEDIATE  
MEDIA**®



**Style your home**  
Stitch these pretty birdcages



**For Father's Day**  
Cute cards to make dad smile



**EXCLUSIVE**  
JOAN  
ELLIOTT  
design

## Classic charm

Bring Joan Elliott's 1920s beauty to life


Decorate with a  
dinosaur abc!



50 vintage  
travel ideas



Easy makes  
for little ones



New ways to  
get creative!



\*Free gift available with print edition only

# Sewing with STYLE

DAZZLING  
OFFERS FROM  
**£99**

## MODEL 2015s

- 14 Stitches
- Auto 4-step buttonhole
- Variable stitch length
- Convertible free arm
- Quick change snap on feet



**SPECIAL  
PURCHASE  
£99**

AVON	Direct Sewing Machines, Bristol - 0117 977 8216	NOTTINGHAMSHIRE	Cresswell Sewing Machines, Nottingham - 0115 926 7572
BEDFORDSHIRE	Tudor Rose Patchwork, Oakley, Bedford - 01234 824 983	OXFORDSHIRE	Witney Sewing Machine Centre, Witney - 01993 704535
BERKSHIRE	Sew Devine, Reading - 0118 926 8664		Witney Sew & Knit Centre, Witney - 01993 702 772
BUCKINGHAMSHIRE	Alans Sewing Machines, High Wycombe - 01494 527600	SHROPSHIRE	Sewing Machine Centre, Shrewsbury - 01743 343 902
	Threads and Patches, Milton Keynes - 01908 649687	SOMERSET	Bredons Sewing Machines, Taunton - 01823 272 450
CAMBRIDGESHIRE	Sew Creative, Cambridge - 01223 350 691	SUFFOLK	Sew Creative, Bury St Edmunds - 01284 755459
CHESHIRE	J & P Sewing Machines, Warrington - 01925 633 831	SURREY	C & A Supply Co. Ltd, Cranleigh - 01483 267 777
	Phil Morton Sewing Machines, Macclesfield - 01625 433 131		Redgewells, Worcester Park - 0208 337 3444
CORNWALL	The Sewing Studio, Redruth - 01209 216 942		The Quilt Room, Dorking - 01306 877 307
DERBYSHIRE	Elegance, Derby - 01332 382 292		The World of Sewing, South Croydon - 0208 681 1811
	Ilkeston Sewing & Janome Centre, Ilkeston - 01159 307 664	SUSSEX	Woking Sewing & Knitting Centre, Addlestone - 01932 352 958
	The Knitting & Sewing Bee, Chesterfield - 01246 232 176		Brighton Sewing Centre, Brighton - 01273 621 653
DEVON	Exeter Sewing Machine Company, Exeter - 01392 275 660		Clothkits Ltd, Chichester - 01243 533 180
	Hulu, Modbury - 01548 831 911		Eclectic Maker, Worthing - 0845 862 5552
	Soft Touch Needlecrafts, Tavistock - 01822 617 673		Hastings Sewing Centre, Hastings - 01424 423 108
DORSET	Hansons Fabrics, Sturminster Newton - 01258 472 698		G Tully Sewing Machines, Sunderland - 0191 565 7995
	So N Sews, Weymouth - 01305 766 411	TYNE & WEAR	Sewing Machine Sales, Whitley Bay - 0191 252 5825
	UK Sewing Machines, Darlington - 01325 463 630	WARWICKSHIRE	Leamington Spa Sewing Machines, Leamington Spa - 01926 338 749
DURHAM	Superstitch Machine Co, Leigh on Sea - 01702 478830	WILTSHIRE	Cotswold Stitchcraft, Malmesbury - 01666 823 245
ESSEX	Cotswold Sewing Machines, Stroud - 01453 763660		West Wilts Sewing Machine Co, Trowbridge - 01225 753 792
GLOUCESTERSHIRE	West End Sewing Centre, Cheltenham - 01242 244025	WEST MIDLANDS	Brewers Sewing Machines, Wolverhampton - 01902 458 885
	Eastleigh Sewing Centre, Eastleigh - 02380 650 808		Coventry Sewing Centre, Coventry - 02476 257266
HAMPSHIRE	Hampshire Sewing Machines, Fareham - 01329 280499		D C Nutt Sewing Machines, Walsall - 01922 497 603
	Reads of Winchester, Winchester - 01962 850 950		Frank Nutt, Kings Heath - 0121 444 3928
HEREFORDSHIRE	Badder Fabrics, Hereford - 01432 379 137		GUR Sewing Machines, Birmingham - 0121 359 5335
HERTFORDSHIRE	Chicks Embroidery, Letchworth - 01462 670 007		L & M Nutt, Sutton Coldfield - 0121 373 5497
	Rebecca Woollard Sewing School, Hatfield Heath - 07887 654 717		S Nutt Sewing Machines, Birmingham - 0121 327 2828
	Rona Sewing Machines, Waltham Cross - 01992 640250	WORCESTERSHIRE	Creative Hands 2, Worcester - 01905 24940
	Sewfine Sewing Machines, Watford - 01923 693 734		Inkberrow Design Centre, Redditch - 01527 69100
	Sewing Machine Discount, Borehamwood - 0208 236 1520		Topstitchers, Kidderminster - 01562 822 698
KENT	Ashford Sewing Centre, Ashford - 01233 620948	YORKSHIRE	Arcade Sewing Machines, Huddersfield - 01484 429 808
	Barcham Sewing Centre, Whitstable - 01227 264 271		C & G Sewing Machines, Bradford - 01274 306352
	Maidstone Sewing Centre, Maidstone - 01622 670 254		Electra (DA) Company, Doncaster - 01302 340 369
	The Sewing Shop, Canterbury - 01227 457 723		Flynn's@ Browns of York, York - 01904 561234/611166
	The World of Sewing, Pratts Bottom, Orpington - 01689 638 638		Lennox Sewing Machines, Rotherham - 01709 377 797
	The World of Sewing, Tunbridge Wells - 01892 533188		MKC Services, Leeds - 0113 245 3156
LANCASHIRE	Hobkirk Sewing Machines, Blackburn - 01254 693555		Samuel Taylors, Skipton - 01756 700 946
	Hobkirk Sewing Machines, Bury - 0161 764 4450		Sewing Centre, Bridlington - 01262 603057
	Leston Sewing Machines, Nelson - 01282 614 511		Sewing Centre, Scarborough - 01723 363 167
	M & S Sewing Machines, Heywood - 01706 366 943	ISLE OF MAN	White Rose Sewing Machines, Harrogate - 01423 503767
	S A Sewing Machines, Oldham - 01706 355 529	IRELAND	Woodseats Sewing Machines, Sheffield - 0114 255 2822
	S A Sewing Machines, Rochdale - 01706 355 529		Joan's Wools & Crafts, Onchan - 01624 626 009
	Sew-Knit (Dalby & Jones), Preston - 01772 254 558		Sew N Knit Belfast, Belfast - 0289 045 6015
	Transworld Sewing Machines, Leigh - 01942 608028		Sew N Knit Lisburn, Lisburn - 0289 267 0908
LEICESTERSHIRE	Cresswell Sewing Machines, Leicester - 07979 798 010	SCOTLAND	Singer Sewing Centre, Ballymena - 0282 564 0034
	The Sewing Café, Hinkley - 01455 698 034		David Drummond, Edinburgh - 0131 539 7766
LINCOLNSHIRE	Couling Sewing Machines, Lincoln - 01522 521841		ESC Sewing Machines, Keith - 01542 887 000
	Seweezy, Gainsborough - 01427 614 570		N.J. Sewing Machine Services, Brightons Falkirk - 01324 711 333
LONDON (GTR)	Lewisham & Deptford Sewing Machines, Deptford - 0208 692 1077		Pemberton's Sewing Machines, Stirling - 01786 462 993
	Redgewells, South West London, 0208 337 3444		Quilt Creations, Inverness - 01463 719 369
	SM Sewing Machines, Neasden - 0208 452 4257		Sew Materialistic, Ayr - 01292 285 801
	The Sewing Centre, Battersea - 0207 228 3022	WALES	Butterfly Fabrics, Cardiff - 02920 470 808
	Wimbleton Sewing Machine Co, South Wimbledon - 0208 542 5240		Calico Kate, Lampeter - 01570 422 866
MANCHESTER (GTR)	Bamber Sewing Machines, Manchester - 0161 707 7786		Cliffords Sewing Machines Ltd, Swansea - 01792 655 928
	R. Bullock & Son Ltd, Wigan - 01942 247 836		J B Sewing Machine Co, Ltd, Newport - 01633 284 646
MERSEYSIDE	Affordable Sewing, Moreton, Wirral - 0151 677 7755		Newport Sewing Centre, Newport - 01633 284 659
	Sewing & Knitting Centre, Southport - 01704 534 688		Quay Street Sewing Centre, Haverfordwest - 01437 762 355
MIDDLESEX	Tyson's Sewing Machines, Hounslow - 0208 570 6790		Sewing Machines Direct, Wrexham - 0800 092 5215
	Tyson's Sewing Machines, Southall - 0208 574 1587		
NORFOLK	Sewing Machine World, Kings Lynn - 01553 773362		
	Sew Creative, Norwich - 01603 305 888		
NORTHAMPTONSHIRE	Sew Northampton, Northampton - 01604 637200		

[www.janome.co.uk](http://www.janome.co.uk)

The 'Sewing with Style' offers are available from Janome sewing machine retail outlets nationwide. Promotion starts **6th April 2015** to **30th May 2015** (All offers subject to stock availability.)

# JANOME

The World's leading sewing machine manufacturer

## Meet the team

Look out for these friendly faces inside *Crazy* – they're mad about cross stitch, too!

### Steph Maskery

Art Editor

*This month...*

"I've got my eye on the gorgeous birdcage cushion on page 38"



### Rachel Nott

Production Editor

*This month...*

"The dinosaur abc on page 53 will be a winner with my little boy!"



### Anne MacGregor

Senior Technical Editor

*This month...*

"Joan Elliott's beautiful Art Deco lady on page 10 is just so lovely"



### Sarah Heys

Charting Editor

*This month...*

"I'll be making the funky caravan pencil cases on page 45!"



### Fiona Baker

Charting Editor

*This month...*

"Page 61's pretty hearts are ideal for beginners looking to try blackwork"



### Benedict Blyth

Designer

*This month...*

"Kids of all ages are sure to love the circus animals on page 68!"



### Contact

# crazy

[www.facebook.com/crossstitchcrazy](http://www.facebook.com/crossstitchcrazy)

[www.twitter.com/crazy\\_magazine](http://www.twitter.com/crazy_magazine)

[www.cross-stitching.com](http://www.cross-stitching.com)

☎ 0117 314 8360 Fax 0117 934 9008

### Cross Stitch Crazy

Immediate Media Company Bristol Ltd,  
2nd Floor, Tower House, Fairfax Street,  
Bristol BS1 3BN

# Welcome...



...to our sunny, summery June issue! Whatever the weather, we have 101 must-stitch designs guaranteed to brighten up your day, including your gorgeous free gift this month – two cute cards designed by Margaret Sherry! Once you've finished these little bunnies, turn over to

page 10 and check out Joan Elliott's stunning Art Deco beauty, packed with details you'll love to bring to life.

If you enjoy classic style, you'll adore Fiona Baker's pretty birdcage cushion on page 38. Worked on evenweave, it's a great way to try something new. Or, if you're looking for a quick stitch, take a journey to page 20, and our 50 vintage travel gift ideas!

As usual, there's something for all stitchers inside the mag, like the colourful circus animals on page 68, and the super-stylish caravan pencil cases on page 45. You'll also find the sweetest cards on page 28 that are perfect for Father's Day, too. With so many fantastic charts to choose from, get that needle and thread ready and start stitching today!



Chelle x



## We're here for you...

✿ The best choice of designs, with easy-to-follow charts and keys, to suit beginners and more experienced stitchers

✿ A fantastic free gift for you in every single issue, plus an exclusive project to stitch

✿ Helpful stichy tips from all of your favourite experts, including how to mount and finish your work

✿ Fun features, stories and reviews, so you're the first to find out what's happening in the stitching world

# ONE MONTH FREE TRIAL

to the digital edition

Download on the **App Store**

TURN TO PAGE 32 TO FIND OUT MORE

After your one month trial your subscription will continue at £2.99 per month



# Inside...

Your June issue of *Crazy*



**EXCLUSIVE!**



## MustStitch

- 8** **Your free gift**  
A charming bunny card kit from Margaret Sherry
- 10** **Exclusive**  
Fall in love with Joan Elliott's Art Deco lady
- 19** **Celeb stitch**  
Stitch rising star and *Thor* actor, Tom Hiddleston!

- 20** **50 gift ideas**  
Chic vintage travel ideas to say bon voyage
- 28** **Weekend**  
Send love on Father's Day with poochy-cute cards
- 34** **Crazy for...**  
...afternoon tea – yum! Ten delicious designs to enjoy
- 38** **Stitch with**  
Fiona Baker's vintage-style birdcage cushion
- 45** **Mini makes**  
These caravan pencil cases are the cutest stitch!
- 53** **One nighters**  
Dino-lovers will roar for more of this fab abc
- 61** **Simply 7**  
Send love with beautiful blackwork hanging hearts
- 68** **Crazy kids**  
Roll up, roll up for three super-cute circus pictures!
- 76** **Challenge Lucie...**  
...with your very own personal chart request



\*Free gift available with print edition only

# YOUR FREE GIFT\*

## MARGARET SHERRY BUNNY CARD KIT

### WITH TWO CARDS AND CHARTS!



28



38



68

## MustRead

- 7** **Reader panel**  
Get to know three readers
- 14** **Letters**  
Fellow stitchers' finishes
- 36** **Stitch your wedding**  
Personalise your big day!
- 43** **Stitch and chat**  
Read about two friends who met through *Crazy*

- 51** **Crazy's Angels**  
Our experts solve your cross stitching dilemmas
- 59** **Just for fun**  
Need an excuse to stitch? Check out our top 10!
- 67** **Join us online**  
Catch up with the latest news, websites and more!
- 74** **Track it down**  
Challenge Sherlock Anne with your stitcky requests

- 80** **Guidelines**  
Everything you need to know about cross stitch

## MustWin

- 73** **Enter to win**  
£996 in prizes to be won with four fab giveaways!
- 82** **Teabreak**  
Solve the crossword and you could be a winner!

## MustBuy

- 26** **Must haves**  
Gorgeous new buys
- 32** **Subscribe to *Crazy***  
And pay just £2.99 an issue!
- 57** **Digital back issues**  
Complete your collection of *Crazy* magazines!
- 78** **Next month**  
Coming up in issue 204



WIN with *CRAZY*

73



OVER 100 CHARTS!

£20  
WORTH  
OF STITCHING  
GIFTS

ORDER  
NOW

# Enjoy Cross Stitch

Cottage Gardens

Brand new stitching pack for 2015!

**NEW ISSUE** Gift pack worth £20! **115 charts** for every stitcher

SPRING 2015 ISSUE 13

## Enjoy Cross Stitch

Cottage Gardens

The prettiest handmade stitching

**NEW GIFT inside worth £20**

- Over 100m quality threads
- 28cm<sup>2</sup> of 14-count aida
- 3 felt shaped decorations
- 3 pretty ribbons
- 3 single-fold cards & 3 aperture cards plus 6 envelopes
- 4 dainty bows
- Giant fold-out chart
- PLUS a reusable project wallet!

13 high-quality cotton threads

3 felt decorations

Aida fabric

6 quality cards & envelopes

4 dainty bows

3 ribbons

4 dainty bows

45 pretty ribbons

PLUS YOUR FAB NEW GIFT PACK!

Turn over to see your gift pack

www.cross-stitching.com

Only  
**£7.99**  
inc P&P

**A bumper pack of stitching gifts worth over £20, plus a great project magazine – all for only £7.99!**

Start your springtime stitching today with these beautiful **country cottage** and **garden designs**. There are over 100 gorgeous charts, including a special collection by Lesley Teare for you to stitch using your gift pack.

### Look at what you get!

- ✓ Over 100m quality stranded cotton
- ✓ 28cm<sup>2</sup> of 14-count aida
- ✓ Giant fold-out chart
- ✓ 3 shaped felt frames
- ✓ 3 pretty ribbons
- ✓ 4 coloured bows
- ✓ 3 plain cards & 3 aperture cards plus 6 envelopes
- ✓ PLUS a re-usable project wallet!

Get stitching 9 gorgeous designs with your fab gift pack!

**CALL 0844 844 0388**

and quote "Enjoy Spring 15"

**ONLINE [www.buysubscriptions.com/craftspecials](http://www.buysubscriptions.com/craftspecials)**

Lines open weekdays 8am to 8pm and Saturday 9am to 1pm

Overseas please call +44 (0)1795 414 676

EUR £10.99, ROW £11.99. All prices include p&p

**ORDER  
YOUR COPY  
NOW!**



# CrossStitch crazy

**EDITOR** Yvette Streeter  
yvette@cross-stitching.com  
**ART EDITOR** Steph Maskery  
**PRODUCTION EDITOR** Rachel Nott  
rachel.nott@cross-stitching.com  
**DESIGNER** Benedict Blyth  
**SENIOR TECHNICAL EDITOR**  
Anne MacGregor  
**CHARTING EDITOR** Fiona Baker  
**CHARTING EDITOR** Sarah Heys  
**PHOTOGRAPHY** Steve Sayers  
**MODEL** www.istockphoto.com  
**CONTRIBUTORS** Jenny Barton, Poppy Benner  
Katriel Costello, Helen Dorritt, Joan Elliott,  
Siobhan Harrison, Lucie Heaton,  
Jane Henderson, Durene Jones,  
Carol McCormick, Heather Nugent,  
Rhys Reed, Margaret Sherry, Lesley Teare,  
Sarah Trevor  
**GROUP ADVERTISEMENT MANAGER**  
Laura Gibbs  
**BRAND SALES EXECUTIVE**  
Anna Summerson ☎ 0117 314 8326  
anna.summerson@immediate.co.uk  
**PRODUCTION DIRECTOR** Sarah Powell  
**ACTING PRODUCTION MANAGER**  
Siân Rodgers  
**AD DESIGNER** Nathaniel Brain  
**AD COORDINATOR** Katharine Bennett  
katharine.bennett@immediate.co.uk  
**PUBLISHER** Cathy Parnham  
**PUBLISHING DIRECTOR** Cath Potter  
**HEAD OF DIRECT MARKETING**  
Jacky Perales-Morris  
**MARKETING EXECUTIVE**  
Natalie Medler  
**CHAIRMAN** Stephen Alexander  
**DEPUTY CHAIRMAN** Peter Phippen  
**CEO** Tom Bureau  
**MANAGING DIRECTOR** Andy Marshall  
**HEAD OF LICENSING AND SYNDICATION**  
Anna Brown  
**INTERNATIONAL PARTNERS' MANAGER**  
Tim Hudson  
**DISTRIBUTION** Dovetail Services  
**PRINTED IN ENGLAND BY**  
William Gibbons  
**REPROGRAPHICS** Tony Hunt, Chris Sutich  
For all UK subscription orders enquiries,  
back issue and binder sales please call  
☎ 0844 844 0385 or email  
crossstitchcrazy@servicehelpline.co.uk  
To subscribe online log on to  
www.buysubscriptions.com/crazy  
For overseas subscriptions please  
call ☎ +44 (0)1795 414 676 or email  
crossstitchcrazy@servicehelpline.co.uk  
Annual subscription rate for 13 issues:  
UK £47.69, ROI £54, Europe £54 and  
rest of world £69.

We are happy for you to photocopy our charts  
as long as it is for personal use only. No  
part of the magazine may be resold without  
permission. Do photocopy subscription, mail  
order coupons and competition entry forms  
(one per reader please).

Cross Stitch Crazy is published by:

**IMMEDIATE  
MEDIA**<sup>CO</sup>

Formerly BBC Magazines, Origin Publishing and Magicala

Immediate Media Company Bristol Ltd,  
2nd Floor, Tower House, Fairfax Street,  
Bristol BS1 3BN  
Tel: 0117 927 9009 Fax: 0117 934 9008



**14,960 combined print and  
digital total (1st January  
-31st December 2014)**  
www.abc.org.uk

Immediate Media Company Bristol Ltd is dedicated  
to producing the very best consumer specialist  
interest magazines, edited and designed to inform  
our readers, enhance their lives and give them the  
best value for money possible. Please visit  
www.immediate.co.uk for details of our other  
publications. We take great care to ensure all  
elements of Cross Stitch Crazy are accurate. However,  
we accept no liability for any misprints or mistakes  
that appear in this magazine. All prices quoted are  
correct at the time of going to print.  
© Immediate Media Company Bristol Ltd

Immediate Media Company Bristol Ltd is working  
to ensure that all of its paper is sourced from  
well-managed forests. This magazine can be recycled,  
for use in newspapers and packaging. Please remove  
any gifts, samples or wrapping and  
dispose of it at your local collection point.

# Over to you...

These stitchers are this month's reader panel stars –  
keep an eye out for their comments throughout the issue!



## Samantha Brown, Surrey

### How cross stitch crazy are you?

I've been stitching since I was 10 and love  
trying new projects. When they're finished  
I look at them and think, 'Wow, I did that!'

### What's your favourite design from a recent issue of Cross Stitch Crazy?

I absolutely love the Vintage Blooms  
designed by April Rose Illustration from  
issue 201. My step-mum would like these.

### If you could invent a new cross stitching tool, what would it be?

Ooh, a knot-zapping tool to make the back  
of projects all nice and bump free!



## Sue Craig, Fife

### Which is your all-time favourite cuddly character to stitch?

I love Tatty Teddy and stitched a Tatty Teddy  
wedding sampler for myself and my hubby  
when we first got married.

### What are you working on at the moment?

A geisha design by Lesley Teare. It's  
stitched on black fabric so the colours and  
metallics really pop out.

### When you're not stitching we'll find you...

I run and I'm taking part in a few 10k races  
this year. I also love reading and soaking in  
the bath – often at the same time!

## Casey Moore, Lincoln

### Which project are you most proud of?

A 15-sided biscornu that I stitched after having  
major surgery last year. I had to stitch lying down  
while holding it in the air! I really enjoyed the  
repetitive nature of it and loved the result.

### How would you describe your stitching style?

Bright and bold with defined blocks of colour.  
Recently I've been learning to design my own charts.

### Which stitzy designer would you like to meet?

Joan Elliott. She's a wonderful designer and also  
very kind to her Facebook group members.



## We want to hear from you...

If you'd like to feature in Crazy, email [crazyreaderpanel@cross-stitching.com](mailto:crazyreaderpanel@cross-stitching.com) or send a  
letter marked 'Reader panel' to the address on the left. We'll need your name, address  
and a good quality picture of yourself, and if you're chosen, we'll be in touch!


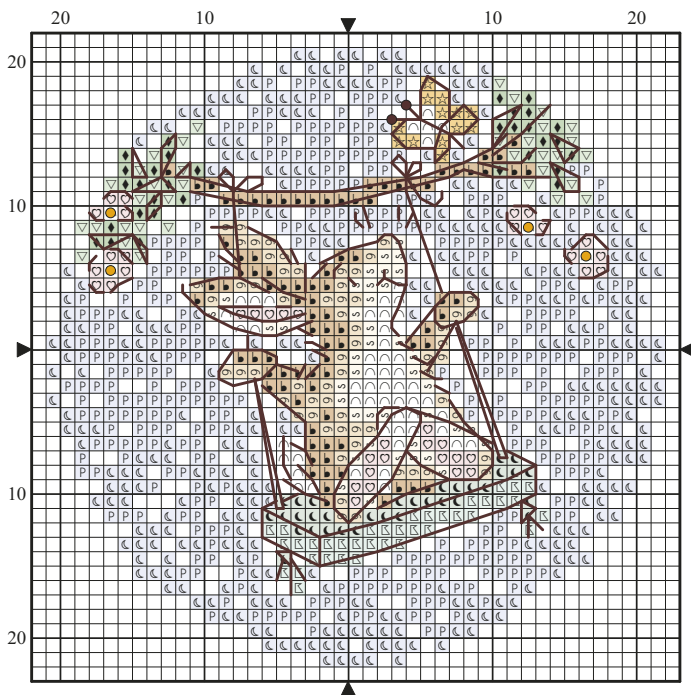
# Exclusive!

# Margaret Sherry bunny card kit

**GIFTS  
AVAILABLE**  
with print edition  
of issue 203 only  
CALL 0844 844  
0385 TO BUY!







## Spring is in the air so let's hop to it and send sunny bunny greetings with these adorable cards!

Having a stash of handy cards to send at a moment's notice is essential for anyone, and these bonny bunnies are bound to be delightfully received as well as a dream to stitch! Designed to fit perfectly inside your circular aperture cards, painted so beautifully by the super-talented Margaret Sherry, you'll love putting the finishing touches to these enchanting designs. Worked in whole stitches, with half stitches in blue thread to depict the sky, these designs will be a breeze for stitchers of all abilities! There's just a small amount of backstitch to add pretty detail, and a few French knots in brown to bring out the butterfly's antennae and spout on the watering can, while French

knots in orange give extra dimension to the flower centres. If you're still getting to grips with these little stitches, turn to page 80, and practise, practise, practise on a spare piece of aida before you work them for real on your cards!

Once you've sent your cards, you can use the two charts to stitch the bunnies as many times as you like! We think they'd look divine mounted in little white-painted hoops and hung in your kitchen or garden shed, or mount them on pieces of coloured card and string them together to make sweet bunting to hang from your mantelpiece, windowsill or door frame to radiate a little sunshine all year round.

We'd love to see your cards, so send a photo to [yvette@cross-stitching.com](mailto:yvette@cross-stitching.com) – if you're the fastest you may even win a lovely prize! ●



### Margaret Sherry rabbits

#### ✦ Cross stitch in two strands

	DMC	Anchor	Madeira	Colour
∩	blanc	2	2402	white
■	435	1046	2010	dark tan
○	437	362	2012	tan
☾	597	1064	1110	dk turquoise
☼	598	1062	1111	turquoise
∞	712	926	2101	cream
☆	742	303	114	orange
♥	963	73	502	pink

#### ✦ Cross stitch in one strand

◆	912	209	1213	dark green
▽	954	203	1207	green

#### ✦ Half cross stitch in two strands

P	157	120	907	blue
---	-----	-----	-----	------

#### ✦ Half cross stitch in one strand

☾	157	120	907	blue
---	-----	-----	-----	------

#### ✦ Backstitch in one strand

—	898	360	2006	brown
---	-----	-----	------	-------

#### ✦ French knots in one strand

●	742	303	114	orange
●	898	360	2006	brown

#### ✦ Whole stitches only

Stitch count 43 (h) x 43 (w)

Design area on 14-count fabric 8x8cm (3x3in)

Stitched by Fiona Baker and Sarah Heys

# Classic beauty

Indulge your needle as you capture the glamour and elegance of Joan Elliott's ravishing beauty from the Art Deco era  
**Exclusive to Crazy!**

**F**estooned in furs, feathers and jewels, Joan Elliott's stylish Twenties lady is the epitome of grace. One for stitchers with a bit more experience, you'll love the skill



**StitchTime**  
**60 hrs**  
(Approx)

## StitchList...

- ✗ Whole cross stitch
- ✗ Fractionals
- ✗ Backstitch
- ✗ French knots
- ✗ Beads

involved in recreating the subtle shading, adding a plethora of pearly seed beads to give dimension, and working French knots to give her pupils lustre.

As this fabulous flapper gazes at you from her picture frame with soulful eyes, admire both her beauty, and your amazing talent in bringing her to life! ●

## ShoppingList...

**Threads** - Stranded cotton as listed in the key

**Beads** - Mill Hill seed beads as listed in the key

**Needle** - Size 24 tapestry needle; beading needle

**Fabric** - A piece of Zweigart 14-count white aida measuring 28x32cm (11x12½in). To buy, visit [www.willowfabrics.com](http://www.willowfabrics.com) or call ☎ 0800 056 7811

**Extras** - Frame of your choice with a minimum aperture of 21x26cm (8¼x10¼in)





## Art Deco lady

✳ Cross stitch in two strands

	DMC	Anchor	Madeira
∩	blanc	2	2402
∩	159	343	1710
C	160	939	906
Q	161	122	910
■	310	403	2400
♥	321	9046	510
✻	561	212	1205
⦿	602	57	702
⊖	603	55	505
—	604	1094	614
b	645	273	1811
\$	646	8581	1812
v	648	899	1814
e	801	359	2007
♥	815	44	513
⦿	938	380	2005
A	945	881	2309
T	951	1010	2308
w	959	186	1114
Z	964	185	1112
I	3024	900	1709
*	3747	120	901
⦿	3770	1009	2314
▼	3815	877	1704
▽	3816	876	1703
3	3817	875	1702

✳ Backstitch in one strand

—	161	122	910
—	310	403	2400
—	561	212	1205
—	801	359	2007
—	815	44	513
—	938	380	2005
—	3799	236	1713

✳ French knots in one strand

○	blanc	2	2402
---	-------	---	------

✳ Mill Hill seed beads


⦿	03021		
---	-------	--	--

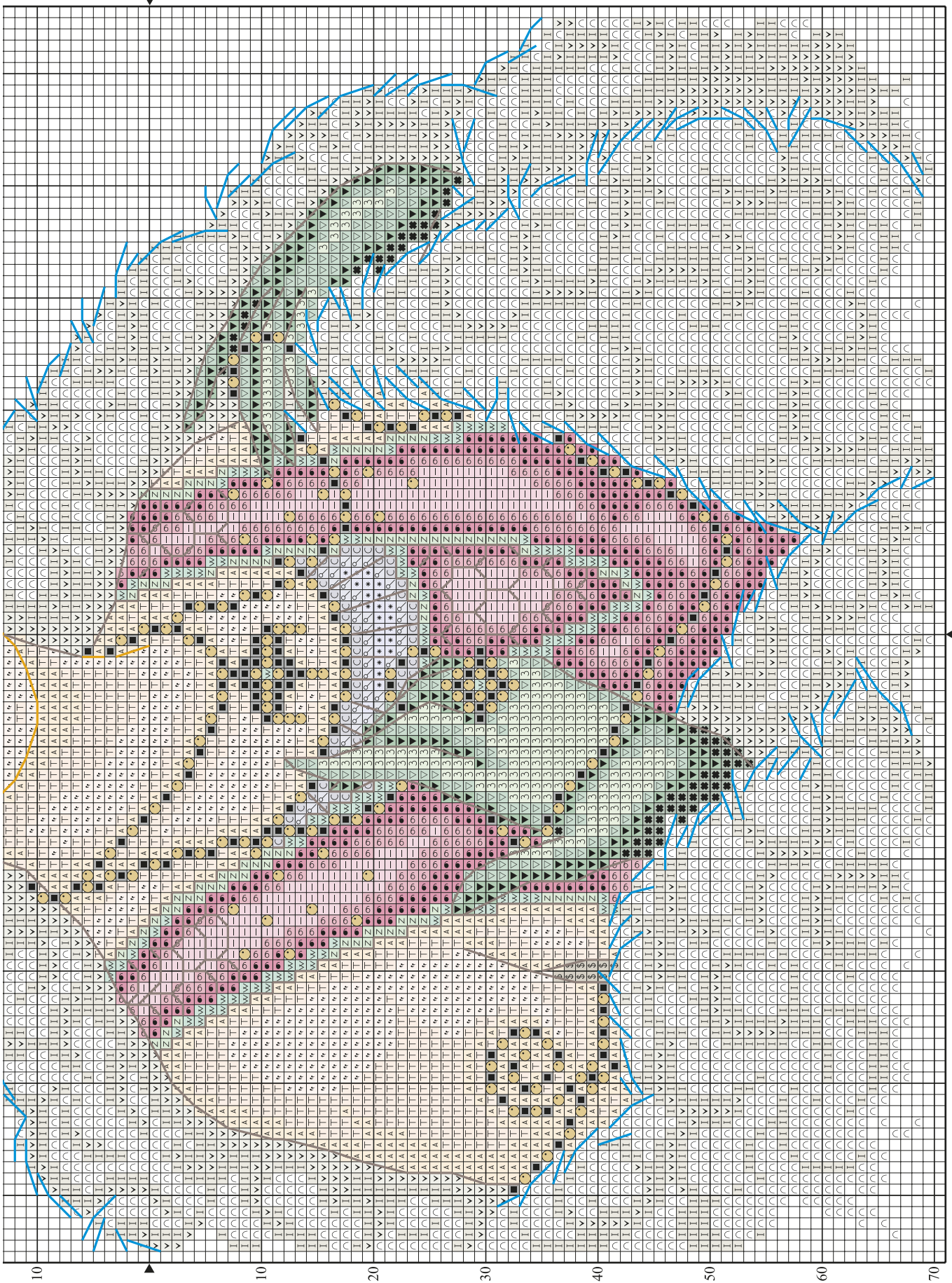
✳ Contains fractionals

Stitch count 140 (h) x 110 (w)

Design area on 14-count fabric  
25.5x20cm (10x7¾in)

Stitched by Fiona McIvor





10

10

20

30

40

50

60

70



# Your Letters

We love seeing what you've been busy stitching, so send us an email or letter along with a photo and if it gets printed you'll win a prize!

▼ Ten-year-old Freya's very first stitches with very little help from mum Joanne!



## First stitches

I just thought I'd send a quick letter and photo to show you what my daughter Freya, who is 10, has been busy creating. She's only started stitching recently but has already finished these six little projects. The only one she had a little help with was the tiny mouse which was her first project. Since then she has done the rest all by herself, even the backstitch! I hope you enjoy her finishes – she doesn't know I've written to you!

*Joanne Hayward, Reading*

**Rachel says:** I'm completely bowled over by Freya's work, Joanne. It's so neat! How wonderful to be able to share your hobby with your daughter.

## Star letter Finally finished

You are a winner!  
*Janet Barnes*



I wanted to share one of my greatest cross stitch achievements with you. I started stitching Bedtime Rhymes in May 2012. Being a large project it got put to one side while I did smaller stitches. Despite vowing to finish it in 2014 it returned to being a UFO. With less than half of it complete, I dug it out again and am delighted to show you the finished item, finally completed this year!

*Janet Barnes, Merseyside*

**Rachel says:** Wow, what determination you've shown, Janet! It can be hard summoning up the motivation to finish a large design but you did it. Well done, it's a beautiful piece, too!

**WIN!** Each month our star letter winner receives a fantastic prize!



WORTH OVER  
**£14!**

This month's Star letter winner will receive this beautifully detailed sunny Polperro Harbour kit worth £14.99! Visit [www.emmalouiseartstitch.co.uk](http://www.emmalouiseartstitch.co.uk) to see the full range of kits available and to buy.

## Baarilliant!



As a huge sheep fan, I just had to stitch the Little Bo Peep design from issue 198. I love it as it's definitely me! I've decided to leave it in the hoop as I think it looks brilliant, so now I'll have to go shopping for a new one! I can't wait to start Timmy the lamb from issue 199, and I'm looking forward to many more sheep charts in 2015!

*Michelle Sullivan, Birmingham*

▲ Sheep-addict Michelle couldn't resist this sweet stitch from issue 198

**Yvette says:** This design looks fab in the hoop, Michelle. Great work!

## Birdy beauty

Last year I made this free gift from issue 188 of Crazy into a little wedding present for a dear colleague. I enjoyed stitching the sweet design with its gorgeous colours, and best of all is that it was well received. It hangs in Beth's home as a reminder of her special day. Thank you, Crazy!

*Debbie Vermeulen, Netherlands*

**Rachel says:** What a delightful gift, Debbie, and beautifully stitched.

▼ This delightful design stitched by Debbie made a pretty wedding gift



## Stitch and bloom

I'd like to show you Susan Bates's beautiful dahlia design from issue 194. I loved *Crazy's* idea of mounting stitching in a hoop, so I bought a wooden hoop at a flea market. Without a design in mind, I went through my copies of *Crazy* and, after some counting, I realised the pink dahlia from the flower cushion would fit. I really enjoyed stitching and watching the dahlia grow. It now blooms on my wall.  
*Paula Spee, Netherlands*

**Yvette says:** Hoops are such a fun and easy way of mounting your stitching – we can't get enough of it! We love your dahlia, Paula, and are so glad *Crazy* has inspired you to try new ways of making up.

▼ Paula found the perfect design for her wooden hoop



## Quick stitch!

Send us a picture of your first finished project from this issue of *Crazy*, and you could win First Past the Post!

## Bee happy

Here's my finished floral frame! This fab free gift arrived through my door today with my subscription copy of issue 202 and I made a start on it straight away. I think it's just beautiful and very shabby chic!  
*Kayleigh White, Pembrokeshire*

**Yvette says:** Well done Kayleigh, you're our fastest stitcher this issue! The little bee design looks just divine. Thank you for sharing your amazing and super-speedy work!



▼ This adorable stitch of two-day-old William was a gift from his grandma



## Picture perfect

This is a photo stitch I've just completed of my first grandchild William when he was just two days old. I started it in April last year and needed to get it done and framed by last Christmas, as it was a surprise present for my daughter and her partner.  
*Gill Crisp, West Midlands*

**Rachel says:** What a sweetheart, Gill. Your stitching makes a wonderful gift for William's parents to treasure of a very special and exciting time.

## Family favourite

This is a photo of my latest finish. It's a design of the Isles of Scilly where my family and I have holidayed over the past three years – we think it's one of the most beautiful places on Earth. The chart is designed by Sybilla Davis Designs though I've made it a bit more relevant to our family as I've removed the helicopter (as it stopped running the year before we started going there), moved the pink flowers, added the name of the B&B where we stay each year, and an arrow. It took me two years in total to finish it as I kept going on to other projects in between working on it.  
*Steph Dean, Hawkinge*

**Yvette says:** What a wonderful memento of your holidays together as a family, Steph. I love the extra personal details you've added – this makes the design even more special!



▲ This detailed design is a great reminder of family holidays for Steph

## Subs stars



WORTH OVER £36!

## Prizes every month!

Each month, three subscribers are selected to win a prize as a thank you for their loyalty to *Crazy*. This month, winners will receive this sweet set of two baking-inspired kits from DMC! For your chance to win, turn to page 32 and subscribe to *Crazy* today. See below for this month's winners.

- ▶ **Katrina Howe** Subs no: CSCZ55147
- ▶ **Sue Renshall** Subs no: CSCZ62935
- ▶ **Katren Pattie** Subs no: CSCZ63197

To find out how to become a *Crazy* subscriber, turn to page 32!

# Your Letters



► These cute kawaii motifs were a treat for Nicola!

## Crazy for kawaii

I loved the kawaii designs in issue 201 and had to stitch some straight away. The candles will make a brilliant third birthday card, and the cakes – well, I have no idea what I'm going to do with them yet, but they do look cute stitched up! I hope you'll feature more designs from Mollie Johanson in future issues.  
*Nicola Urmenyi, Amersham*

**Rachel says:** So pleased you liked the kawaii-style gift ideas, Nicola. We thought they were too cute too! Next time you have a tea party why not use the cakes as cake pokes? Back them with card to give them support and add a cocktail stick!

## Twice as nice

I collect sewing ephemera, old and new, especially pincushions. Naturally, I was thrilled with issue 192's gift of a round one – in fact, I liked it so much, I made it twice! I trimmed the first circular version with ribbon roses, and the second as a square with Victorian-style lace. They go beautifully with my vintage look-alike workbox, as do the pretty bobbins and thread from issue 201. Who knows? Perhaps someone in the future will regard these pincushions as antiques and wonder about the needle-worker who made them, as I do frequently with my antique collection!  
*Mrs C Fletcher, Essex*

**Yvette says:** How inventive of you! And who knew the pincushion would look good as a square too?



▼ Mrs Fletcher stitched this free gift not just once but twice!



## Tudor triumph

Here's my finished Henry VIII with all his fascinating wives. I love everything Tudor and wanted to stitch this from the day I discovered the chart. It took me a while but I'm very pleased with the result.  
*Patricia Bentley-Ivens, Brighton*

**Rachel says:** What a magnificent piece, Patricia. This is stitching fit for a king and his eight queens!

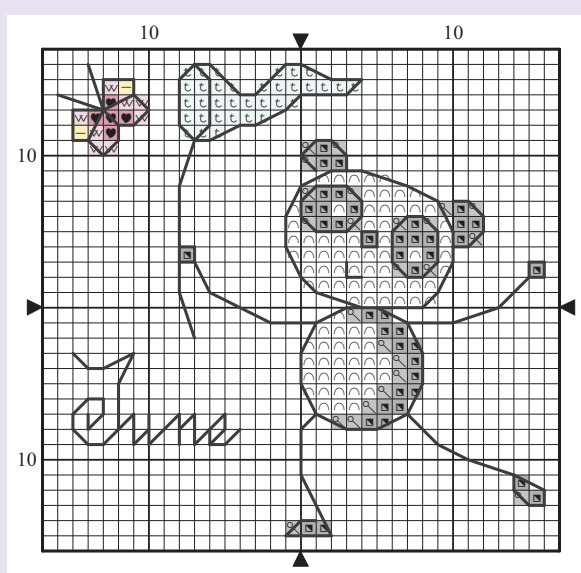
▲ Tudor-enthusiast Patricia loved this stitch from start to finish

## Cross Stitch quickie!

Next month  
**JULY PANDA**



Panda-lovers rejoice, it's time to give your needle a stitchy treat with this month's charming cutie!



### June panda

✦ Cross stitch in two strands

	DMC	Anchor	Madeira
○	blanc	2	2402
⌘	414	235	1714
♥	602	57	702
w	604	55	614
—	726	295	109
t	800	144	908
■	3799	236	1713

✦ Backstitch in one strand

—	3799	236	1713
---	------	-----	------

✦ Whole stitches only

Stitch count 31 (h) x 32 (w)  
Design area on 14-count fabric 6x6cm (2 1/4 x 2 1/4 in)



## Celebrity Wordsearch



Getty Images Ltd

G R E K C U T M L O C L A M  
 L U H T I O C A P A L D I T  
 A T T A S N O E P D O W H A  
 S H I C R T T O T C D E S C  
 G Y S F T D T H T A M C N A  
 O B N I O T S O E U T O G D  
 W T G O F K R H S L T S T E  
 R W I O G W C K O G O H E M  
 S E S M H N E I N U E O E Y  
 A L T O E T I I H F L T P A  
 T F O E E L D T I T A D W W  
 F T W E P D O F T T E I E A  
 A H R O A K T R S E S H F R  
 B S O P C H S E D H G P T D

ACADEMY AWARD  
 BAFTAS  
 DOCTOR WHO  
 GETTING ON  
 GLASGOW  
 IN THE LOOP  
 MALCOLM TUCKER  
 PADDINGTON  
 PETER / CAPALDI  
 SCOTTISH  
 SOFT TOP / HARD SHOULDER  
 THE FIFTH / ESTATE  
 THE MUSKETEERS  
 THE THICK OF IT  
 TWELFTH / TIME LORD

All the words in this month's wordsearch relate to Peter Capaldi. Words can read up, down, across, backwards and diagonally. Which word is left over?

You can find the answer to this puzzle on page 82!

### So near, so far

This time I'd like to share this sweet and colourful flower card from issue 109 that I made for my sister, who unfortunately lives far from me. She's always happy to receive my cards, and I hope that you'll like it too!  
 Sara Lugnani, Switzerland



▲ Sara's sister is the lucky recipient of this sweet card design from issue 109

**Yvette says:** We do like it, Sara, very much! A handstitched card is always an extra little beam of sunshine, especially when you're miles apart. I'm sure your sister will appreciate your kind thought.

### The happy couple

I had the honour of being a guest at the wedding of a unique couple recently, so I made a special card for them. May they both live happily ever after!  
 Ela Rozbicka, Poland

**Rachel says:** This is so stylish, Ela. The silver and white look so good together!



▲ This card was a special surprise for Ela's friends on their wedding day



▲ Tracy's granddaughter, Faith, was over the moon with her Rapunzel picture!

### Get in touch!

We love to see what you've been busy stitching, so get in touch and tell us all about it, and don't forget to include a picture! Every letter printed wins a super-cute kit from [www.Mouseloft.co.uk](http://www.Mouseloft.co.uk)

- Email: [crazyletters@cross-stitching.com](mailto:crazyletters@cross-stitching.com)
- Facebook: [facebook.com/crossstitchcrazy](https://facebook.com/crossstitchcrazy)
- Twitter: [twitter.com/crazy\\_magazine](https://twitter.com/crazy_magazine)
- Write to: Yvette Streeter, Cross Stitch Crazy, 2nd Floor, Tower House, Fairfax Street, Bristol BS1 3BN



Design may vary

**WIN!**

### Golden girl

I thought I'd send you pics of Lucie Heaton's Rapunzel from issue 200 that I stitched for my granddaughter, Faith, for her sixth birthday. As you can see from the photo, she loved it! One of her favourite films is *Tangled*, so when I opened my subscription copy and saw this design, I knew I just had to stitch it for her. I adore Lucie Heaton's designs, especially her fairies and Furry Tales characters, and have recently started a Facebook group for like-minded Lucie addicts!  
 Tracy Hobden, Norwich

**Yvette says:** Faith looks thrilled with her Rapunzel picture, Tracy. How lucky she is to have such a talented grandma!

# CABINETS FOR YOUR CRAFT ROOM, HOME OR OFFICE

Call us now on 0800 048 8606 to order at these special prices exclusive to readers of Cross Stitch Crazy



**Fold Away Deluxe  
Special Edition**  
Complete with storage  
boxes and drawers  
Price £1395  
plus £50 shipping

**SPECIAL OFFER**

**£1195**  
incl. delivery  
**SAVE**  
**£250**

VANILLA

WHITE

OAK

MAPLE

When closed - width 92cm (36.5"), depth 83cm (33"), height 179cm (70.5")  
When open - width 184cm (76"), depth 42cm (16.5") with the desk fold down, height 179cm (70.5")

**Fold Away Petite**  
Complete with storage  
boxes.  
Price £750  
plus £25 shipping

**SPECIAL OFFER**

**£650**  
incl. delivery  
**SAVE**  
**£125**



When closed - width 96cm (38"), depth 83cm (33"), height 77cm (30")  
When open - width 192cm (76"), depth 83cm (33"), height 77cm (30")



**Really Useful Storage  
Cabinet complete  
with storage boxes**  
Complete with  
4 x 19 litre boxes  
6 x 9 litre boxes  
32 x 4 litre boxes  
Price £659.10  
plus £25 shipping

**SPECIAL OFFER**

**£595**  
incl. delivery  
**SAVE OVER**  
**£80**



**Really Useful Storage  
Cabinet with Doors**  
Complete with  
6 x 9 litre boxes  
8 x 4 litre boxes  
Price £301.30  
plus £20 shipping

**SPECIAL OFFER**

**£270**  
incl. delivery  
**SAVE OVER**  
**£50**


For details of our full range  
please see  
[www.storage4crafts.com](http://www.storage4crafts.com)  
or call us on 0800 048 8606  
for a free brochure

All offers expire 30th May 2015  
Please note all furniture items are supplied self assembly - assembly can be arranged please call for further details and charges

Call us free on 0800 048 8606 - [www.storage4crafts.co.uk](http://www.storage4crafts.co.uk)  
[mail@storage4crafts.co.uk](mailto:mail@storage4crafts.co.uk)

Storage 4 Crafts, Pathfields Business Park, South Molton, Devon. EX36 3LL

storage  
4 CRAFTS



# CelebStitch

## Tom Hiddleston

Tame him with your needle and capture the suave British actor in stitches today!

Whether you're a fan of Tom from his theatre, TV or film work, one thing's for sure, this actor is one of the hottest rising stars right now! Perhaps best known for his role as Loki in the *Thor* films, Tom has cornered the market in charming villains. Fans of Woody Allen may also remember him from the film *Midnight in Paris* where he played the novelist F. Scott Fitzgerald.

This portrait is worked in whole stitches only, making it ideal for all levels of stitcher. Once you start, your needle is sure to be just as enraptured with Tom as we are!



### Tom Hiddleston

✦ Cross stitch in two strands

	DMC	Anchor	Madeira
∩	blanc	2	2402
■	310	403	2400
▣	433	357	2602
N	434	310	2009
b	435	1046	2010
⊠	632	936	2311
⦿	801	359	2007
P	926	850	1707
w	950	4146	2309
⋈	3770	1009	2314
3	3772	1007	2601
A	3774	778	306
+	3862	374	1913
⦶	3863	379	1912
я	3864	376	1910

✦ Whole stitches only

Stitch count 93 (h) x 68 (w)  
Design area on 14-count fabric  
17x12.5cm (6½x4¾in)

*Reader's pick!*  
This celeb was chosen by  
**SARAH-JANE COLLINGS**

Who would you like to see as a Crazy Celeb stitch? It might be your favourite actor, a Hollywood icon or even a sporting great! Email your requests to [celebstitch@cross-stitching.com](mailto:celebstitch@cross-stitching.com) or post them to: Celeb stitch, Cross Stitch Crazy, 2nd Floor, Tower House, Fairfax Street, Bristol BS1 3BN.

If the celebrity you request is picked to appear in a future issue of *Crazy* then you could be the lucky winner of a fantastic mystery gift. And, don't forget to email any photos of your stitched celebrities to [yvette@cross-stitching.com](mailto:yvette@cross-stitching.com) for your chance to appear on *Crazy's* Letters page and possibly win a prize!

# 50 Vintage travel Gift ideas



Stitch these fun travel-themed motifs for an intrepid explorer – they're a stylish way to wish a friend 'Bon voyage!'

**Designed by Jane Henderson**

**H**olidays are always exciting to plan for and we have a cracking collection of quick-stitch motifs to add to the vacation vibe! The classic vintage look is spot on for celebrating a good friend embarking on their first cruise, a loved one going on a long trip, or for creating a wonderful memento of a special holiday you and your family are taking this year. From luggage tags and cards, to passport holders and sunglasses cases, the next few pages are filled with every idea you could think of to make this adventure even more memorable! ●



**StitchTime**  
**2-4 hrs**  
(Each)

## StitchList...

- ✕ Whole cross stitch
- ✕ Fractionals
- ✕ Backstitch
- ✕ French knots

## ShoppingList...

**Threads** - Stranded cotton as listed in the key

**Needle** - Size 24 tapestry needle

**Fabric** - Zweigart 14-count rustic aida measuring 10x10cm (4x4in) for most designs and 14-count clear plastic canvas. To buy, call ☎ 0800 013 0150 or visit [www.sewandso.co.uk](http://www.sewandso.co.uk)

**Extras** - Craft Creations Single Fold Deckle Edge card (DEC4U) in Pale Blue (26). Visit [www.craftcreations.com](http://www.craftcreations.com) or call ☎ 01992 781 900 to buy. Felt from Blooming Felt, visit [www.bloomingfelt.co.uk](http://www.bloomingfelt.co.uk) to buy. All other items either handmade or bought from local stores



*Happy memories*



*Bon voyage*



*Safe passage...*

*To a born adventurer*



*Have a good trip*

*So long, farewell...*



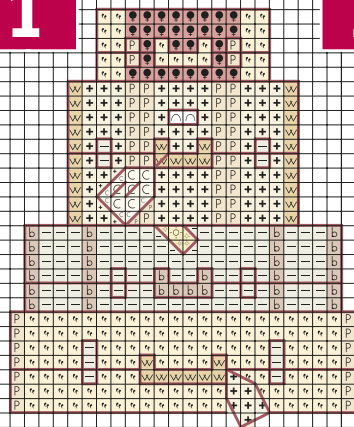
*For travel keepsakes*

*Hurry home soon!*

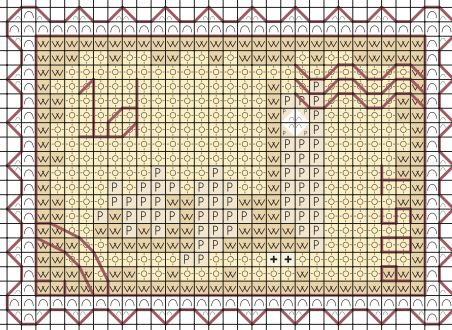


*Love across the miles*

1

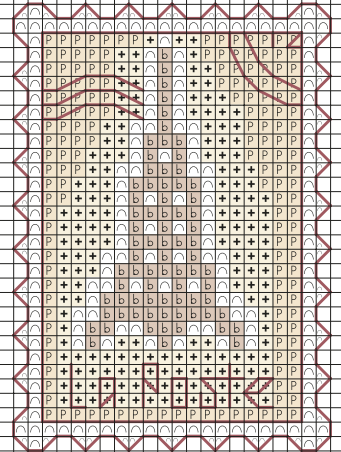


2

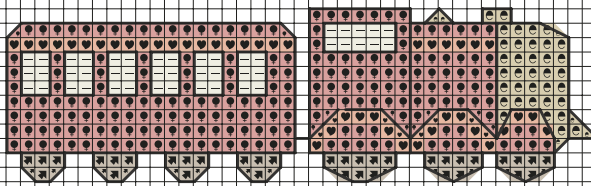


3 Create your own vintage-style fabric by dyeing white aida or evenweave with tea!

5

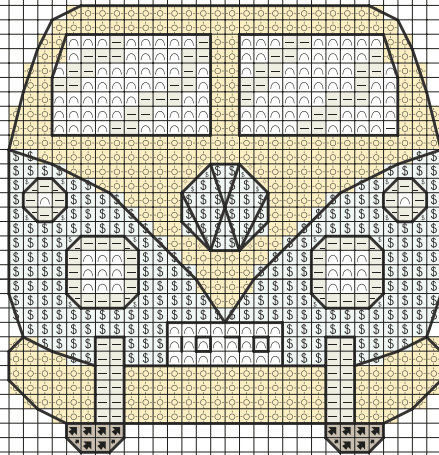


4




6 Make a cool key fob for your camper by backing the van design below and filling with wadding

7

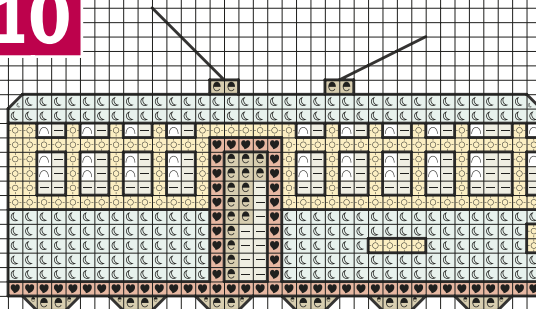


8 Stitch a holiday-themed design and leave it as a surprise in the traveller's suitcase!

9



10



11 After some holiday stitching? All of these designs are portable enough to take with you

## Vintage travel

✦ Cross stitch in two strands

	DMC	Anchor	Madeira
∩	blanc	2	2402
♥	350	11	213
w	436	1045	2011
P	437	362	2012
☾	598	1062	1111
e	640	393	1905
—	644	830	1814
C	712	926	2101
+	739	366	2014
☀	743	302	113
☀	744	301	112
r	745	300	111
\$	747	158	1104
💡	817	13	210
s	967	6	304
🚐	3021	905	1904
o	3341	328	403
b	3860	379	1913
b	3861	378	1912

✦ Backstitch in one strand

—	blanc	2	2402
—	817	13	210
—	3021	905	1904
—	3860	379	1913

✦ French knots in one strand

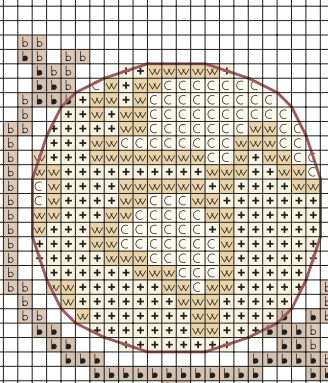
●	3021	905	1904
●	3860	379	1913

✦ Contains fractionals

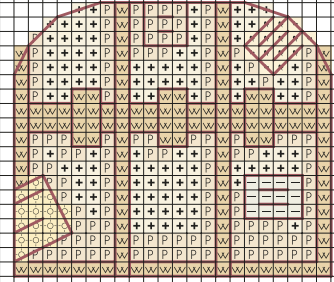

Max. stitch count 33 (h) x 41 (w)  
Design area on 14-count fabric  
6x7.5cm (2 3/4x3in)

Stitched by Karen Purnell

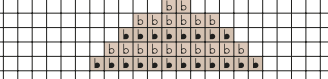
12



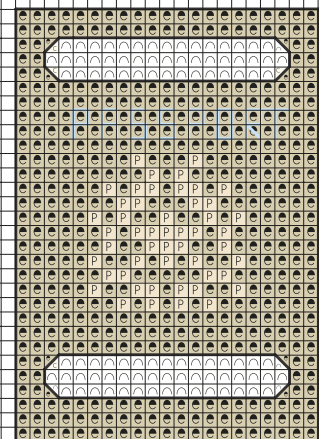
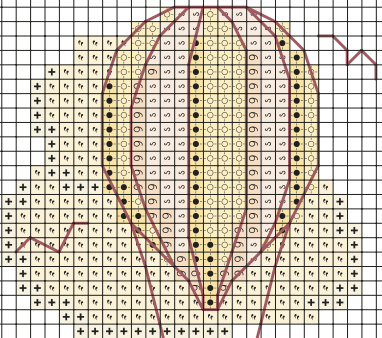
14



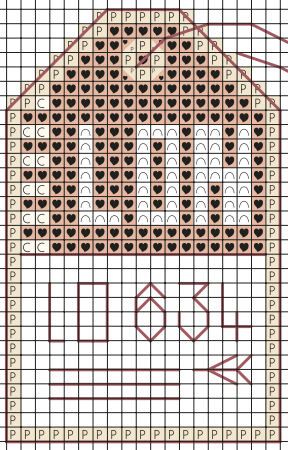
13



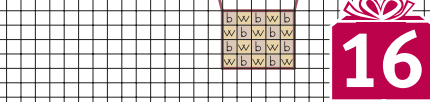
17



15 Create an amazing sampler for a travel-loving friend using several of your favourite motifs



18



16


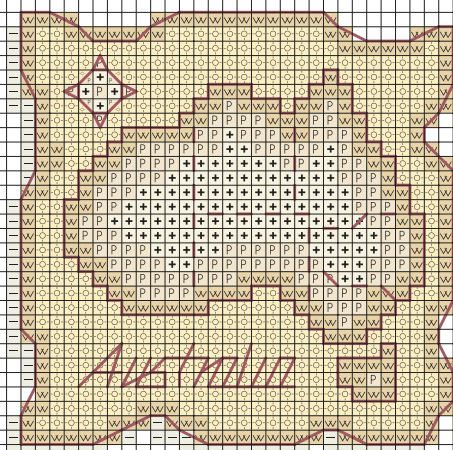
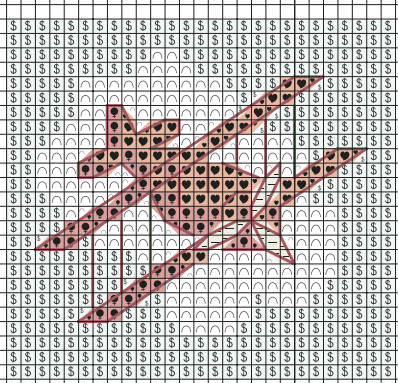
19 These designs would look great mounted onto cards to wish newlyweds a happy honeymoon

20 Patch a selection of designs on a scrapbook to encourage your child to record their holidays

21

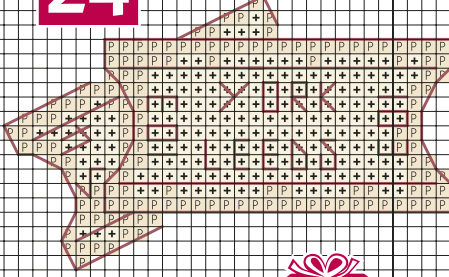
22

23



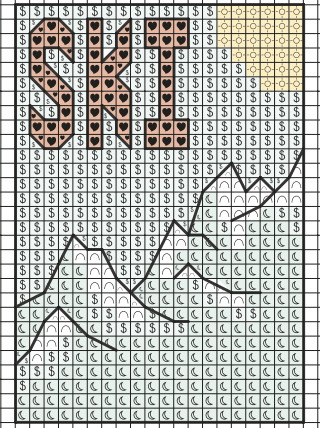
More charts over the page

24

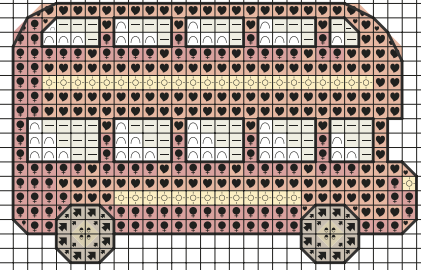


25 ▶ Make cute mini bunting for a child's bedroom using any of the transport motifs


26



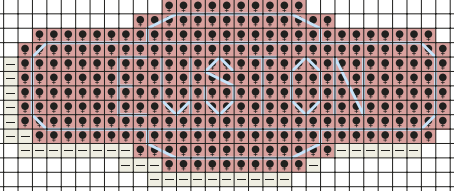
27



28

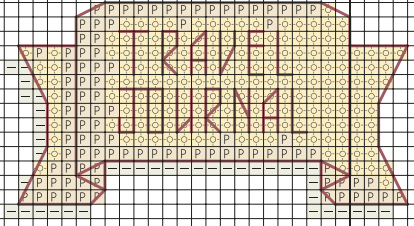


29



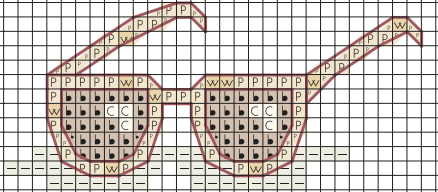
30 ▶ Patch a design onto a make-up bag and store all your travel-sized toiletries inside

31



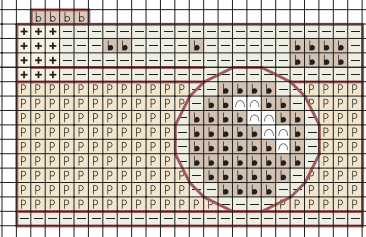
32 ▶ Pick a design worked in whole stitches only and stitch it on plastic canvas as a cute badge

33




34 ▶ Stitch motifs on perforated paper and attach a toothpick to make fun cake pokes

35




36



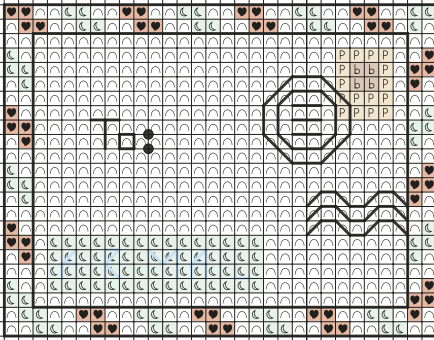
37 ▶ Patch a plane design onto a tote bag and fill with treats to keep the kids happy on the flight!

38







**39**



**40**



**41**

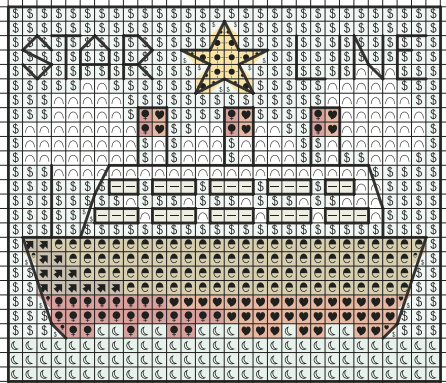
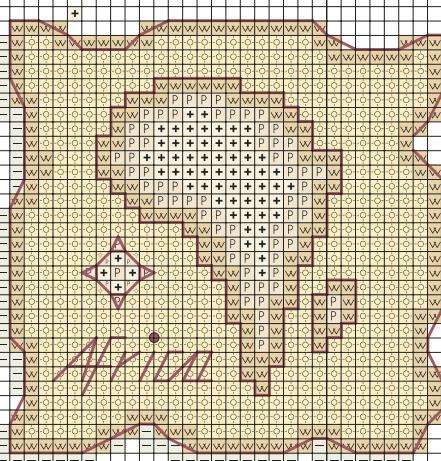


**42**

► Remind yourself of happy travels every day by turning a few motifs into fridge magnets

**43**


► Wish someone a happy cruise with this liner (right)



**44**

**46**

**45**



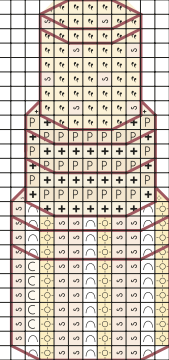
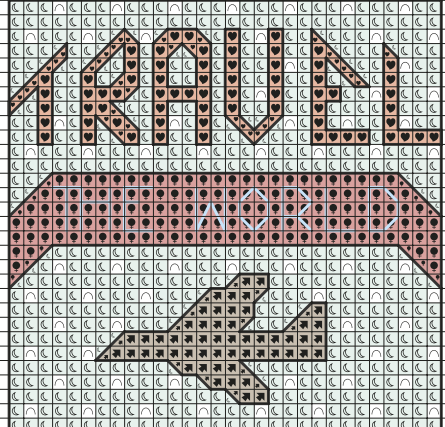

**50**

**47**

► Staying at home? Send greetings anyway with a homemade cross stitch postcard!

**49**

**48**



## June...

# Must-haves



This month, Rachel has been searching out summery treats just for you – here's what she found!



### ◀ Paper arts

Did you know even detailed designs can be stitched on perforated paper, such as this charming Spring Robin design (top left) from Mill Hill? Inside this delightful kit you'll find a chart, instructions, needle, Mill Hill beads, 14-count perforated paper, a Mill Hill button and stranded cotton threads. The finished design measures 13.5cm (5¼in) square and costs £11.25. As a stunning companion we love the elegant Winged Monarch design (bottom left), also £11.25. Matching frames are available to buy for both. \* To buy, visit [www.sewandsoc.co.uk](http://www.sewandsoc.co.uk) or call ☎ 0800 013 0150



### ▶ Into the clouds

Take your stitching to heady new heights with this eye-catching craft bag from Cath Kidston. Featuring fluffy white clouds against a cheery blue background, free your mind and feel your heart soar every time you reach for your stitching! As well as a decent space inside, this beauty has two roomy pockets at the front for storing your needles, fabric and threads – perfect for stitching on the move! The Clouds Craft Bag costs £35.

\* Visit [www.cathkidston.com](http://www.cathkidston.com) or call ☎ 0845 026 2440 to buy



### ▶ Very vintage

If you love having plenty of quick-stitch motifs at your fingertips, you'll love this new book by Crazy designer Susan Bates. Featuring over 60 motifs in a vintage style and in a fabulous array of themes, from film to fashion, and craft to creatures, you'll enjoy every stitch of these beautifully charted designs. *Cross Stitch Mini Motifs: Vintage* is published by Tuva Publishing and costs £8.99.

\* To buy, visit [www.crossstitchsusie.etsy.com](http://www.crossstitchsusie.etsy.com)



## ▲ Coming up roses

If you aren't already familiar with Madame Chantilly's whimsical style, you're in for a treat! New designs in the folk-style range available from Patchwork Rabbit include (clockwise from top left) On the Beach, a cheery scene of beach huts and seaside life; Happy Tree, a charming tree adorned with little birds, hearts and stars, and Roses Village, an enchanting stitch of mismatched houses surrounded by a trellis of blooms. Each chart costs £11.50.

\* To buy, visit [www.patchwork-rabbit.co.uk](http://www.patchwork-rabbit.co.uk) or call ☎ 01380 850 065

## ▶ Royal flourish

Royal baby fever is firmly upon us, so to celebrate, what could be more fitting than this gorgeous Boo's Royal Baby cross stitch cushion? This pretty commemorative design shows Boo Rabbit enjoying a dressing up session in honour of the royal arrival, while the panel is perfect for adding your own personal touch (a full abc is included). We love the pompom trim they've added here – you could do the same or leave yours plain. The chart comes as a four-page PDF download for £3.99 and the finished design measures 33x33cm (13x13in).

\* Visit [www.belleandboo.com](http://www.belleandboo.com) or call ☎ 0117 924 6382 to buy



## ◀ Home sweet home

Sewers rejoice! Keep your spools, ribbons and other crafty goodies on display and easily within reach in this heavenly house-shaped shelving unit. Prop it on your craft table, or hang it on your wall using the handy hook at the back. Measuring 29cm wide x 37cm tall x 7cm deep (11½x14½x2¾in), the natural wood will look right at home in any interior, while the back has been painted a restful green. Designed by those brilliant people at The Makery where it's available to buy for £24.95, we want one in every room!

\* To order, visit [www.themakery.co.uk](http://www.themakery.co.uk) or call ☎ 01225 581 888



## ▼ Creature comforts

As you've probably guessed, we're huge fans of Margaret Sherry and her ever-adorable range of fluffy characters, so we're very excited that she's teamed up with Bothy Threads to bring out a range of kits! Happiness is a Way of Life (top) features a menagerie of animated animals just enjoying the ride, while Kitty Knit (bottom) shows a sweet scene of cats in a row of deckchairs knitting all manner of crazy things! Happiness is a Way of Life costs £31.99 and measures 20x60cm (7¾x23½in), while Kitty Knit costs £29.99 and measures 22x52cm (8¾x20½in).

\* To buy, visit [www.bothythreads.com](http://www.bothythreads.com) or call ☎ 01900 828 844



## Splurge or save?

This month, we've picked two beach hut kits to suit your summer stitching budget, whether you're counting the pennies or splashing out!

### Life's a beach

Looking at this bright stitch just makes us smile! Who wouldn't want to jump straight into this scene and take up residence in one of these cheery huts? Beach Hut Fun measures 15x37cm (6x14½in) and costs £22.39. To buy, call ☎ 01376 777 017 or visit [www.mariescrossstitch.co.uk](http://www.mariescrossstitch.co.uk).



*Splurge!*

### Beside the sea

Dream of super sunny days as you busy yourself with this super-speedy and super-cheery stitch! Beach Hut is from Mouseloft's By the Seaside range and costs £2.29. Turn it into a card to wish a friend 'Bon vacances!' To buy, visit [www.mouseloft.co.uk](http://www.mouseloft.co.uk) or call ☎ 01477 533 566.



*Save!*

Weekend

# Life is sweet

Make dad smile, whatever the occasion, with a hand-stitched card featuring these perfect pooches!

Designed by April Rose Illustration

**C**uddles with the kids, a spot of gardening, and an afternoon nap in the sun... Whether your dad loves animals, or just knows the secrets of a good life like these adorable dogs, we think



**StitchTime**  
**10-12 hrs**  
(Each)

he'd be thrilled with one of these cards on Sunday 21st June.

Aside from the cute pups, the charm of these designs is in the detail, achieved through backstitch and a shaded outline of whole stitches in one strand, while fractionals add refinement to the flowers, bird and trowel. Which one will you choose? ●

## StitchList...

- ✦ Whole cross stitch
- ✦ Fractionals
- ✦ Backstitch
- ✦ French knots

## ShoppingList...

**Threads** - Stranded cotton as listed in the key

**Needle** - Size 24 tapestry needle

**Fabric** - Zweigart 14-count white aida measuring 15x15cm (6x6in) for each. Call ☎ 0800 013 0150 to buy, or visit [www.sewandso.co.uk](http://www.sewandso.co.uk)

**Extras** - Craft Creations Square Scalloped Edged card (SCFO6U) in Pale Blue (48). To buy, visit [www.craftcreations.com](http://www.craftcreations.com) or call ☎ 01992 781 900. Backing card of choice


*Make dad feel like top dog this Father's Day!*





*Crazy tip!*

If you're new to French knots, check out the handy How To on page 80!



## Gardening dog cards

✦ Cross stitch in two strands

	DMC	Anchor	Madeira
∩	blanc	2	2402
⦿	317	400	1714
♥	351	10	214
§	368	214	1310
▽	369	1043	1309
▣	435	1046	2010
○	436	1045	2011
J	648	900	1814
⊙	744	301	112
—	745	300	111
*	762	234	1804
t	800	144	908
⊙	807	168	1108
P	809	130	909
⊙	961	76	610
A	963	73	502
w	3716	25	503

✦ Cross stitch in one strand

⊙	807	168	1108
я	3033	391	1908

✦ Backstitch in one strand


—	312	979	1005
—	367	217	1312
—	646	8581	1812
—	3831	1006	507

✦ French knots in one strand

●	312	979	1005
---	-----	-----	------

✦ Contains fractionals

Stitch count 53 (h) x 53 (w)  
 Design area on 14-count fabric  
 9.5x9.5cm (3¾x3¾in)  
 Stitched by Judy Davies

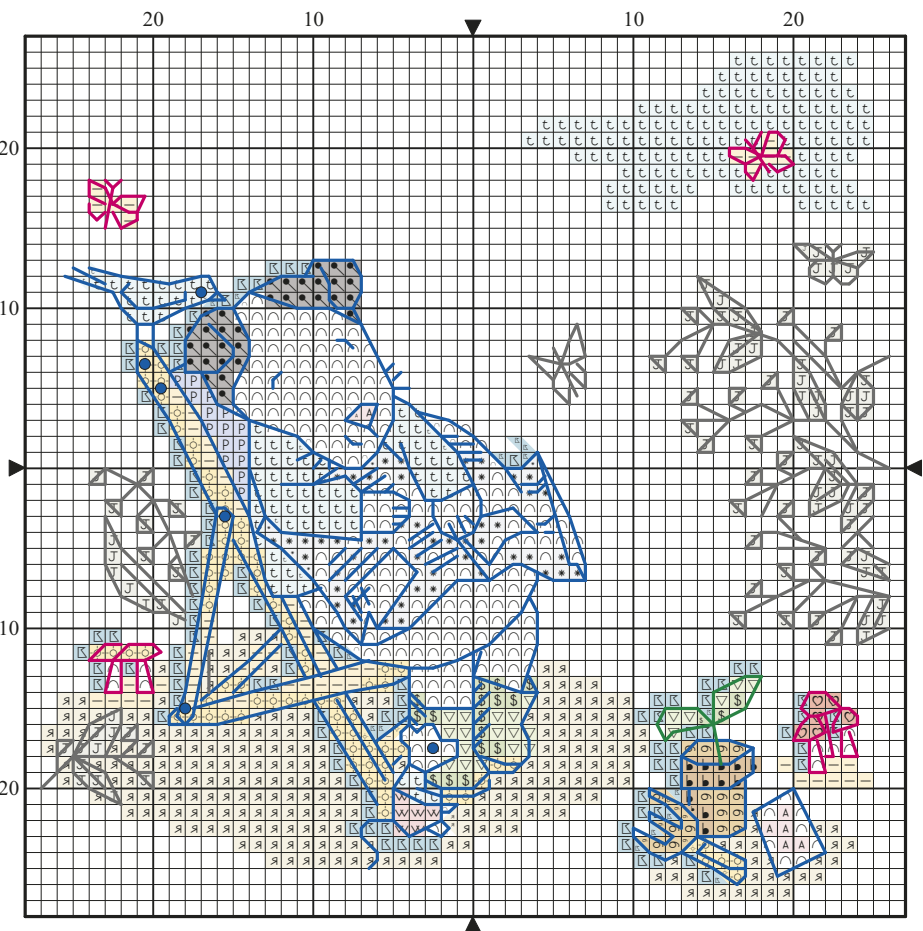



## ReaderSays...



I really love these cute doggy designs by April Rose Illustration. They could be used in a variety of different ways for various occasions. I'd stitch them all together for my father, side by side, and frame them to put in his study. He's a dog lover and would adore these fun pictures.

**Casey Moore, Lincoln**



## There's More

Love these designs and want to stitch more from April Rose? Then check out these gorgeous gardening-inspired charts from *Crazy!* Turn to page 57 to order a back issue today.



▲ Beautiful vintage-style seed packets from issue 201



▲ Celebrate spring with these butterflies from issue 199



# Cross Stitch **CRAZY**

**FREE 30 DAY TRIAL\***  
when you subscribe to the digital  
edition of *Cross Stitch Crazy*



TAP  
HERE TO  
SUBSCRIBE  
TODAY

\*After your one month free trial your subscription  
will continue at just £2.99 a month!



Bursting with simple and quick-to-stitch charts from all your favourite designers, **Cross Stitch Crazy** is perfect for stitching addicts just like you! Inside each issue, you'll find all the latest must-buy products, handy expert tips and great giveaways.



Get **Cross Stitch Crazy** delivered direct to your device!

Simply tap the box below to subscribe and save

TAP HERE TO  
SUBSCRIBE



Download on the  
App Store

To subscribe to the print edition, call ☎ 0844 844 0388 or visit [www.buysubscriptions.com/crazy](http://www.buysubscriptions.com/crazy)


Previously  
you've been  
Crazy for...



Monkeys  
Issue 202



Cute cats  
Issue 201



Farmyard animals  
Issue 200

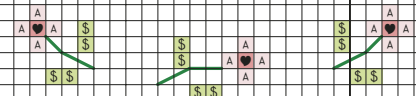
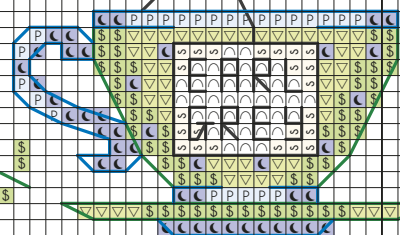
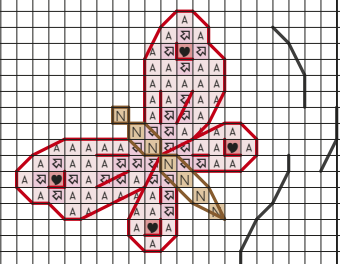
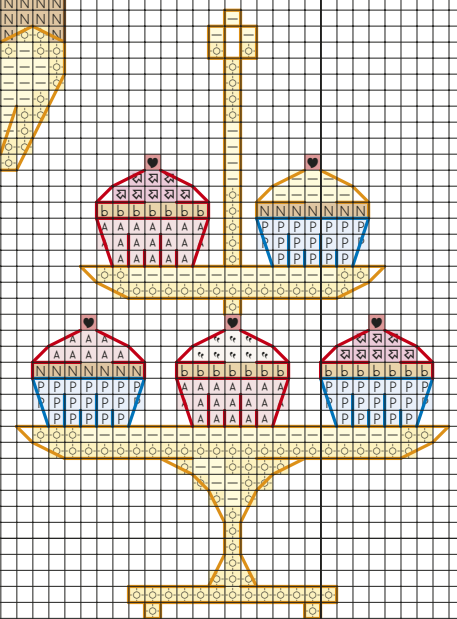
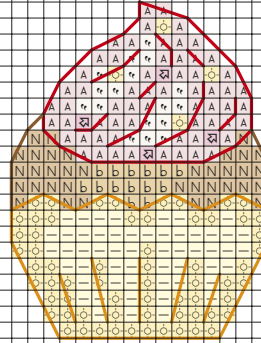
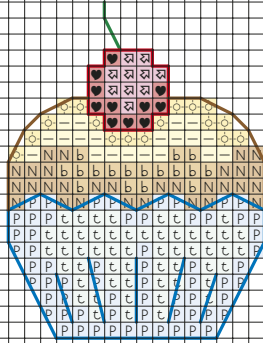
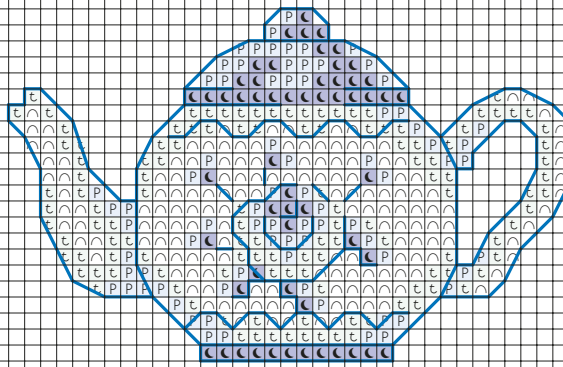


Chinese New Year  
Issue 199

Back issues!

Crazy hotline

0844 844 0385



### Afternoon tea

✦ Cross stitch in two strands

	DMC	Anchor	Madeira
∩	blanc	2	2402
A	151	73	404
☾	322	131	1004
b	436	1045	2011
♥	601	63	703
\$	703	238	1307
s	712	926	2101
⊙	726	295	109
t	775	1031	1001
N	780	309	2212
☼	819	271	501
☒	962	75	609
—	3078	292	102
P	3325	129	907
▽	3819	279	1610

✦ Backstitch in one strand

—	413	236	1713
—	699	923	1303
—	782	308	2212
—	803	148	1006
—	815	44	513
—	938	380	2005

✦ French knots in one strand

●	803	148	1006
---	-----	-----	------

✦ Whole stitches only

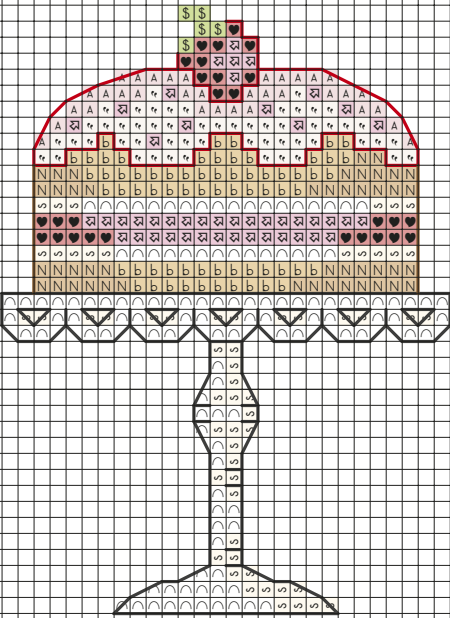

Max. stitch count 39 (h) x 38 (w)  
Design area on 14-count fabric  
7x7cm (2<sup>3</sup>/<sub>4</sub>x2<sup>3</sup>/<sub>4</sub>in)

# Crazy for...

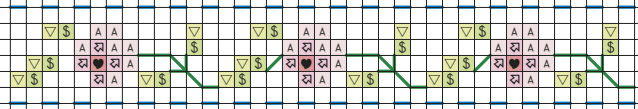
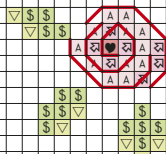
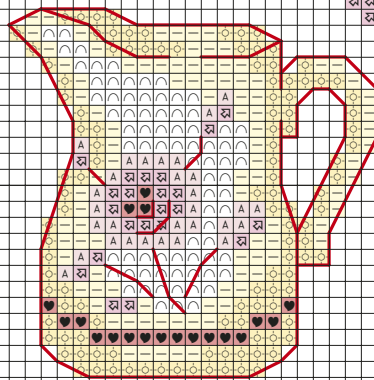
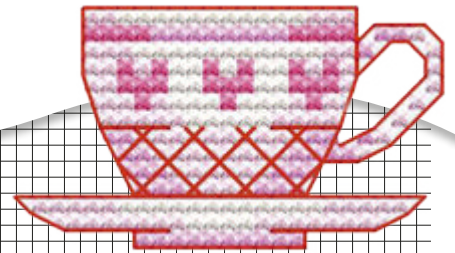
## Afternoon tea

Give your needle a tantalising treat with these deliciously tempting quick-stitch cakes, all washed down with a pot of tea!

**Designed by Susan Bates**



*Reader's pick!*  
These designs were requested by  
**AMELIA FERGUSON**



### What are you crazy for?

Tell us what you're mad about stitching! We'll gather together the most popular requests and ask one of our top designers to create a whole spread of designs – just for you!

Name and address.....

..... Postcode.....

Tel no.....

I'm crazy for.....

Because.....

Fill in and cut out this coupon (or photocopy it) and send it to:  
**Crazy for... Cross Stitch Crazy**, Immediate Media Company Bristol Ltd,  
2nd Floor, Tower House, Fairfax Street, Bristol BS1 3BN or email your  
requests to: [crazyfor@cross-stitching.com](mailto:crazyfor@cross-stitching.com)

# Stitch your wedding!

Say 'I do' to a wedding day full of cross stitch! These ideas will add stitchy style and a personal touch to your big day...



## ◀ With this ring...

Embroidered ring pillows have been around for a long time, so why not keep with tradition and present your wedding bands on a beautiful handstitched cushion like this one? With delicate rosebuds and swirling patterns, Faby Reilly's Sweet Roses Biscornu is a special way to show off your stitching skills on your wedding day. You can buy and download a PDF chart for just £4.50, and there are easy-to-follow making-up instructions on the website, too. This is a classically pretty pattern that anyone can stitch, and a wonderful lasting reminder of that special moment when you exchange your marriage vows.

Visit [www.fabyreilly.com](http://www.fabyreilly.com) to buy



## ▶ Something new

Are you looking for a fabulous gift to present to your hubby-to-be the night before the wedding? These silver-plated cufflinks could be just the thing, especially if you customise them with cross stitch! Back your aida with interfacing first, so it doesn't fray when cut, then stitch a simple design onto the fabric – the date, your initials or a small heart would all work well. Then, trim your design to a 12mm circle and mount it in the cameo setting to finish. For £4.95 you get five pairs of cufflinks, so there's plenty for all the groomsmen, too!

Visit [www.ShineCharms.etsy.com](http://www.ShineCharms.etsy.com)



## ▼ Beautiful bunting

Forget cake bands, stylish toppers are the new way to decorate wedding cakes, and we love the trend for mini bunting! To add a personal touch to your top tier, stitch your initials or 'Mr & Mrs' onto a string of mini aida triangles – we love this cute paper version, which costs £7.50 from Ginger Ray. Or, you could stitch onto mini fabric bunting using soluble aida and a sharp needle if you're feeling creative!

Visit [www.gingerray.co.uk](http://www.gingerray.co.uk) to buy






## ◀ What's your number?

Stylised table numbers will add a real stitchy statement, and they couldn't be easier to create! You can find lots of number charts online, or how about one of the three sets from Felicity Hall's brilliant book, *Stitch Alphabets and Numbers*, available to buy for £10.99? You can choose from three designs – screenprint, vintage and floral. To complete your centrepieces, frame each number in a wooden embroidery hoop and prop it on a mini easel, or make number flags using rustic burlap fabric. Try creating a matching table plan, too, adding guests' names in backstitch underneath.

Visit [www.felicityhall.co.uk](http://www.felicityhall.co.uk) for more information or to order



## ▲ Wedding invites

If the idea of cross stitching all your wedding stationery sends you into a tailspin, then why not cheat a little bit and take the pressure off with printed stationery that's inspired by cross stitch? We love this too-pretty Cross Stitch range from Swoon at the Moon which even incorporates an aida fabric effect behind the sweet details. The colours and wording are entirely customisable so your stationery will be as unique as you are!

Visit [www.swoonatthemoon.co.uk](http://www.swoonatthemoon.co.uk) to order

## ▶ Fun favours

Do your guests the biggest favour of all by introducing them to your favourite hobby! Mini cross stitch kits make perfect wedding favours for each place setting and are sure to get people talking. We love Mouseloft's Tiddlers range – not only are the kits amazing value at just £1.39 each, but there's a design to suit everyone, from cute animals to cupcakes and campervans. Each kit comes with 14-count aida, threads, a needle and instructions, so guests can start stitching straightaway! You could even set each table a challenge to be the first to complete one of the kits before the wedding breakfast is officially over!

To buy, visit [www.mouseloft.co.uk](http://www.mouseloft.co.uk)



## ◀ Special memories

Set the scene for your celebration with a gorgeous guest book for all your loved ones to write in. A plain scrapbook is the perfect backdrop for a beautiful wedding sampler, or even a unique design created by your own hand. Try this one from Paperchase which costs £12 and features a heart design pressed into the ivory, leather-effect cover and a white ribbon to tie it. Simply mount your design onto card or paper, then attach it to the front of the book with double-sided tape. Remember to use the loop method and keep the back of your work as neat as possible to avoid bumps!

Visit [www.paperchase.co.uk](http://www.paperchase.co.uk) to buy



# Flutter and fly



Unlock your creativity and set your needle free as you work this stunning birdcage cushion in dazzling brights  
**Designed by Fiona Baker**

**T**here's something bewitching about Victorian birdcages. Expertly crafted, these are objects of real beauty – we can't get enough of them! And, we love the detail in Fiona's design, from the flourishes on



**StitchTime**  
**20 hrs**  
(Approx)

each one, to the bright flashes of brilliant colour from the birds.

If you've never stitched onto evenweave before, give it a try! Instead of working your stitches over a single block, simply stitch over two strands (a block of three smaller squares) – check out our handy video tutorial at [Cross-stitching.com](http://Cross-stitching.com) for help. ●

## StitchList...

- ✗ Whole cross stitch
- ✗ Fractionals
- ✗ Backstitch

## ShoppingList...

**Threads** - Stranded cotton as listed in the key

**Needle** - Size 26 tapestry needle

**Fabric** - A piece of Zweigart Brittany 28-count evenweave in light taupe measuring 35x45cm (13<sup>3</sup>/<sub>4</sub>x17<sup>3</sup>/<sub>4</sub>in). To buy, call ☎ 0800 056 7811 or visit [www.willowfabrics.com](http://www.willowfabrics.com)

**Extras** - Crochet ribbon and backing fabric of choice from local craft stores. Cushion pad to fit



*Bring peace and harmony to your home with this stunning design*




## YvetteSays...



We've all fallen madly in love with this cushion in the Crazy office!

Fiona has captured the exquisite ironwork of the cages so beautifully, then topped them off with swags of delicate roses. A must stitch!

**Yvette Streeter, Editor**  
*Cross Stitch Crazy*



### Birdcage cushion

✦ Cross stitch in two strands

	DMC	Anchor	Madeira
e	208	99	804
■	317	400	1714
J	414	235	1801
\$	943	188	1203
☒	961	76	610
3	962	75	609
•	963	73	502
◆	987	244	1403
▽	988	243	1402
A	3354	36	2610
■	3799	236	1713
♥	3804	63	704
⊠	3844	1089	1102
♀	3854	313	114

✦ Backstitch in one strand

—	310	403	2400
—	319	1044	1313
—	3799	236	1713
—	3832	38	604

✦ Backstitch in two strands


—	3799	236	1713
---	------	-----	------

✦ Contains fractionals

Stitch count 83 (h) x 129 (w)

Design area on 14-count fabric  
15x23.5cm (6x9<sup>1</sup>/<sub>4</sub>in)


Stitched by Clare Haines







*Crazy tip!*  
If you'd prefer to stitch on aida, pick a 14-count fabric in a similar shade





ZWEIGART®

# City



- ✓ Great city impressions on "Lugana", "Murano", "Linda" and "Flora"
- ✓ Needlework idea No. 104/269 - "CITY"
- ✓ ZWEIGART® - discover a unique fabric range!

For stockists contact:

HeeBee | Tel. 01565 872 225

Heritage Crafts | Tel. 01889 575 256

Sewandso | www.sewandso.co.uk

www.zweigart.com

MariesCrossStitch.co.uk

Tel: 01376 777017


**Be the first to get the brand new designs from DMC!**



Bee and Bluebells  
Our Price £18.47



Patisserie  
Our Price £23.75



Wedding  
Congratulations  
Our Price £24.79



Chic Boutique  
Our Price £23.75

Save 20%

**Buy now to save 10% on any order from Maries just enter code "CRAZY10"**



www.goldleafneedlework.co.uk



L154 The Owl  
Kit £16 Chart £6.50



L150 Pirate Boat  
Kit £20 Chart £6.50



L153 I Love Little Pussy  
Kit £16 Chart £6.50

Visit us for a great range of DMC Kits, Blackwork, Fabric, Threads and Accessories!

Save 20% on all DMC Somebunny to Love Kits  
(Discounted price shown)



BL1092/51 Sweet  
Little Garden £23.19



BL1093/51  
Flower Girl £16.79



BL1037/51  
At the Beach £13.59

For our Spring 2015 mail order catalogue, please send A5 SAE to 12, Worcester Road, Hull, HU5 5XE or order on 01482 571120. Our kits are also now stocked at Hull's brand new craft shop Buntique (224a Willerby Road, next to Manor Club, HU5 5JR)



# Stitch & Chat

Catch up on all the gossip from your fellow stitchers and get involved by sharing your photos, stories, views and more!

## We met thanks to Crazy!

Carol Naulty from Bradford (right) and Susan Toke from Budapest (far right) met through *Crazy's* Penpals page...

**Carol:** "Back in 1999 I was reading *Crazy* and noticed a message from Susan requesting a penfriend. I thought she looked friendly and began writing to her, and we swapped photos and told each other about the projects we were working on. We lost touch for a few years but Susan found me on Facebook. We connected again and I started sending her copies of *Crazy* and *The World of Cross Stitching* which were hard to find in Hungary. As an extra birthday present to me this year Susan let me know a parcel was on its way, then the next day she messaged to say *Crazy*




was featuring us. What a lovely surprise, I was so touched!"

**Susan:** "This is me with my son who is 17 and my twin girls who are two and a half. Thanks to Carol's kindness I get to read *Crazy* often. My twins keep me busy so I have less time for stitching. Hopefully it will be better soon because I'm mad for stitching! I love *Crazy* because it helps me stitch better and the designs are gorgeous!"

## Your say

How many designs do you think you've stitched?

"Gosh, I'm really not sure! If I had to guess, I'd say probably around 30-40. I tend to stitch mostly large projects though, hence the relatively small count!"




**Alison Manifold, Bucks**

"I haven't been stitching for as long as some, but I stitch lots of cards and small presents, so that bumps it up. I guess around 40."



**Rosie Harris, Liverpool**

"I started listing my projects in May 2008 and since then I've completed around 250. I'd already been stitching for a decade so I'd say over 300."




**Janet Barnes, Merseyside**

### Coming up:

Other than cross stitching, which crafts do you enjoy?

Email your answer and a photo to [stitchandchat@cross-stitching.com](mailto:stitchandchat@cross-stitching.com)



## SPOT THE STITCHES!

This is a close-up of one of the charts in this issue of *Crazy* – but which one do you think it is? Send a postcard with the page number the chart is on, along with your name and address, to: Stitch and Chat 203, *Cross Stitch Crazy*, 2nd Floor, Tower House, Fairfax Street, Bristol BS1 3BN by 1st June 2015. The first correct answer pulled out of the hat will win a fantastic stichy prize!

## TAKE PART TODAY...

WIN with *CRAZY*

...and if you're featured, you'll win a prize!

This month's Stitch and Chat winners will each receive a fantastic mini canvas bag of stichy goodies including a hoop and bundle of Anchor threads, similar to the amazing prize pictured here!

For your chance to be featured, send your pictures and comments to Stitch and Chat, *Cross Stitch Crazy*, 2nd Floor, Tower House, Fairfax Street, Bristol BS1 3BN or email [stitchandchat@cross-stitching.com](mailto:stitchandchat@cross-stitching.com).



# BE THE FIRST TO DISCOVER A BRAND-NEW MAGAZINE...

# TRY 3 ISSUES FOR £5!



FREE gift  
with EVERY  
ISSUE

ISSUE 2  
ON SALE  
NOW!

*Simply Sewing* is the NEW magazine for the modern sewist! Simple-to-follow projects mean you can get started straight away, using the fabulous free gifts with every issue. Already whipping up home-sewn makes? Be inspired by expert tricks and tips, in-depth technical features and profiles of amazing designers. *Simply Sewing* is a new approach to sewing magazines!

## SUBSCRIBE TODAY: TRY 3 ISSUES FOR £5!

<http://craft.buysubscriptions.com/SSWX1L>

or call 01604 828745 & quote code SSWX1L

 [facebook.com/simplysewingmagazine](https://www.facebook.com/simplysewingmagazine)  [twitter.com/simplysewing\\_](https://twitter.com/simplysewing_)  [pinterest.com/simplysewingmag](https://www.pinterest.com/simplysewingmag)  [instagram.com/simplysewingmag](https://www.instagram.com/simplysewingmag)

[www.simplysewingmag.com](http://www.simplysewingmag.com)

Terms and conditions: This offer is for new UK print subscribers only subscribing by Direct Debit. You will receive 3 issues for £5 and then continue on a 6 monthly Direct Debit of £29.49 thereafter. Full details of the Direct Debit guarantee are available on request. Prices correct at point of print and subject to change. Offer ends 31 July 2015. Lines are open 8am-9.30pm weekdays and 8am-4pm Saturdays.

# All aboard!

## StitchList...

For all stitchers

- ✕ Whole cross stitch
- ✕ Backstitch



We're all packed and ready to roll with these fabulous gypsy-style caravans – they'll look sensational parked up in any craft room!

Designed by Heather Nugent



StitchTime  
**6-8 hrs**  
(Each)

*Dream of sunny days as you stitch these caravan cases!*



# MiniMakes

**W**ouldn't it be lovely to have your very own caravan painted in prettiest ice cream shades, hung about with bunting and baskets of blooms? We sadly can't give you the real thing, but we can give you the next best alternative, a pair of sweetest stitched caravans made up into pencil cases using simple sewing techniques! Turn the page for a handy step-by-step tutorial.

The charts for each caravan are worked in whole stitches and backstitch only, making them easy projects for everyone. Once you've finished stitching, have fun choosing pretty fabrics, then finish with pom pom trim and wooden buttons for a folky flourish! ●

## ShoppingList...

**Threads** - Stranded cotton as listed in the key

**Needle** - Size 24 tapestry needle

**Fabric** - A piece of Zweigart 14-count white aida measuring 15x15cm (6x6in) for each design. To buy, call ☎ 0800 013 0150 or visit [www.sewandso.co.uk](http://www.sewandso.co.uk)

**Extras** - Fabric, iron-on interfacing, buttons, zip and pom-pom trim of your choice, available from local craft stores

## Caravan pencil cases

### ✕ Cross stitch in two strands

	DMC	Anchor	Madeira
⤵	blanc	2	2402
🔍	208	99	804
🔍	210	108	802
♥	601	63	703
♥	603	55	505
⦿	722	323	307
⦿	743	302	113
⦿	943	188	1203
⦿	964	185	1112
⦿	3799	236	1713

### ✕ Backstitch in one strand

—	3799	236	1713
---	------	-----	------

### ✕ Backstitch in two strands

≡	blanc	2	2402
—	208	99	804
—	210	108	802
—	601	63	703
—	603	55	505
—	722	323	307
—	743	302	113
—	943	188	1203
—	964	185	1112


### ✕ Whole stitches only

**Stitch count** 50(h) x 40(w)

**Design area** on 14-count fabric  
9x7.5cm (3½x2¾in)

**Stitched by** Stephanie D'Este


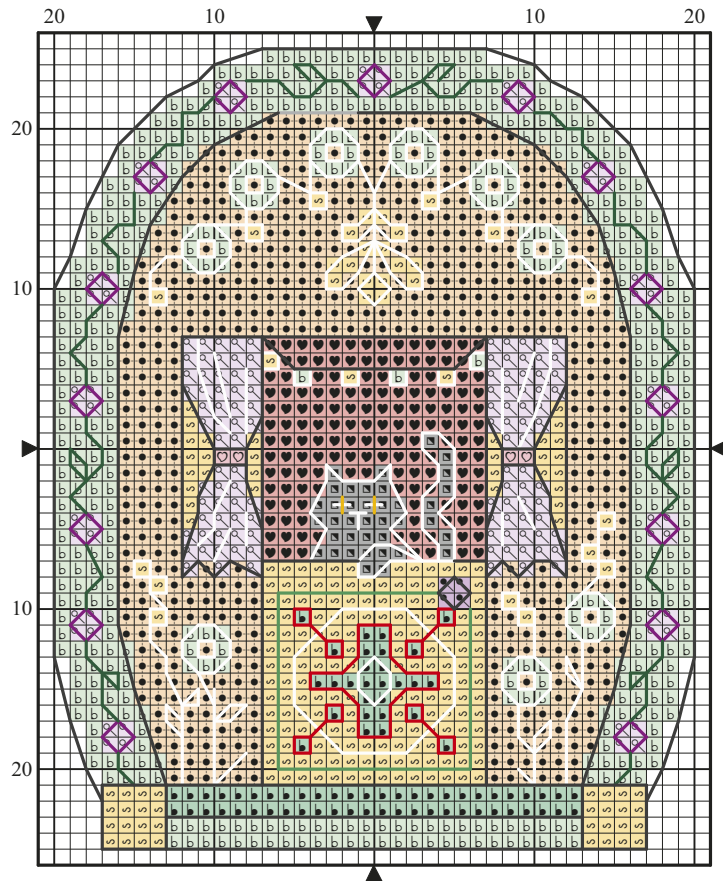


## ReaderSays...



How cute are these caravan cases? I'd just love to stitch and sew both of them so that I could store my buttons and other crafty bits and bobs inside. I love bright and colourful makes like these!

**Samantha Brown, Surrey**





# How to make... caravan pencil cases



**1** Begin by cutting two squares of patterned fabric measuring 15x15cm (6x6in), and one rectangle measuring 8x15cm (3<sup>1</sup>/<sub>4</sub>x6in). Back all pieces with iron-on interfacing.



**2** Pin a white zip measuring 20cm (7<sup>3</sup>/<sub>4</sub>in) along the edge of a fabric square with right sides facing. Sew in place using a zipper foot on the sewing machine.



**3** Fold back the fabric and reinforce the zip by stitching over the top edge as shown, but not so close the zip will catch. Repeat steps 2 and 3 to attach the zip to the other fabric square.



**4** Attach the pom-pom trim 5cm (2in) away from the zip, with the pom-poms facing away from the zip. Stitch both ends of the trim to the fabric, so the pom-poms drape across.



**5** Tack your stitching and fabric together with right sides facing, and one end of the zip at the top of your stitching. Sew together leaving a one aida block border then open the zip.



**6** Repeat step 5 for the other end. Pin the remaining fabric to the bottom with right sides facing, leaving the zip open, then sew together. Turn through to the right side and attach buttons.



# SAVE 50%

when you subscribe to **Craftseller** today\*



**1/2 PRICE TODAY!**

**JUST £2.49 PER ISSUE!**

## Save 50% and get 13 issues for £32.43\*

- ✓ *Craftseller* is the ONLY magazine for people who want to sell their handmade crafts
- ✓ Each issue is packed with gorgeous, on-trend projects for easy profit
- ✓ 100s of ideas to make for your stall, sell online or give as gifts

### Order **Craftseller** today!

🖱️ Subscribe online at: [www.buysubscriptions.com/craftseller](http://www.buysubscriptions.com/craftseller) and enter code f591

☎️ Or call now on 0844 322 1236 and quote code f591

### HURRY OFFER ENDS 31ST MAY 2015



\* Save 50% offer available to UK Direct Debit orders only. After your first 13 issues your subscription will continue at £38.92 saving 40% on shop price. Your subscription will start with the next available issue. Lines open weekdays 8am to 8pm and Saturday 9am to 1pm.

Introducing  
*Laurel Burch*<sup>TM</sup>

by *Mill Hill*<sup>®</sup>



\*Available in Linen and Aida fabric



To see our complete line and locate a shop near you, visit our website!

[www.wichelt.com](http://www.wichelt.com)

©Laurel Burch

# Crazy's Angels



Send your stitching problems to *Crazy's Angels* and watch them leap into action!

## Travelling light

**Q** I'm trying to get myself a neat travel stitchy kit together and I was wondering if there are any handy gadgets that can help me downsize my kit. Can you help me, Angels?

*Barry Hemmel, Isle of Wight*

**A** The key to making a really useful travel kit is to take only the things you use most often. Something we think is essential for any travel kit is a needle case, and we've found the perfect one for you. This Sew Easy Magnetic Needle Case is both compact and safe, as the magnet helps prevent needles from going astray. It also comes with a handy magnifier and useful threader built in, so you

don't need to bring any extra items with you. And, it's great value at £3.10 from [www.johnlewis.com](http://www.johnlewis.com).



▲ Never lose your needles again with a magnetic case

## Something new

**Q** I've heard about an embroidery style called blackwork. Is it similar to cross stitch, and is it difficult?

*Harriet Williams, Devon*

**A** Blackwork is a style of embroidery which uses a variety of stitching techniques to create a geometric pattern on evenly woven fabric such as aida or evenweave. Stitched using black thread, colours are sometimes used for a more modern look. It can be a little trickier than cross stitch as it often incorporates backstitch, Holbein stitch and the Algerian eye stitch. With blackwork, the canvas is part of the design, so you have to be more careful than with cross

stitch when carrying thread across the back of the fabric. Also, when you finish stitching, your ends need to be woven into the back so they can't be seen from the front. Don't be put off from trying it out though, Harriet! It's a really fun way to stitch, and once you've learnt a few different stitches, you'll find it becomes much simpler. Try our coloured blackwork hearts on page 61 for a quick and easy introduction to this clever technique!

## Pin pals

**Q** I've stitched my best friend a pincushion and would like to find her a stitchy present to accompany them. Do the Angels have any good gift suggestions?

*Polly Stevenson, Cumbria*

**A** What a fantastic idea, Polly, your best friend is so lucky!


We think the perfect accompaniment to your handmade pincushion would be some pretty pins. This Flower Sewing Pin Wheel contains 30 long sewing and craft pins, each with an adorable moulded flower motif on the end. Each pin measures 5cm (2in) long. Visit [www.dotcomgiftshop.com](http://www.dotcomgiftshop.com) to buy for just £1.95.



▲ These pretty pins are perfect for stitchy friends

## 3 oh-so-cute kitty cat kits

Fine felines to satisfy discerning cat lovers!



### KOOKY CATS

Dictionary of Cats is a must for any cat lover! Using whole stitches, backstitch and a few French knots, buy for £29.99 from [www.bothythreads.com](http://www.bothythreads.com) or call ☎ 01900 828 844 for yours.



### CUDDLY KITTEN

We love this super-cute smoky grey Kitten Picture Cross Stitch Kit – Spring Molly. The design measures 20x25cm (8x10in). Order for £24.99 from [www.sheenarogersdesigns.co.uk](http://www.sheenarogersdesigns.co.uk).



### STYLISH SILHOUETTE

This simple Black Cat and Flowers cross stitch kit from Sarah May Designs can be stitched in just a few hours. Measuring 7x6cm (2¾x2¼in), buy for £5.32 from [www.thehappy-cross-stitcher.com](http://www.thehappy-cross-stitcher.com).

# AskTheAngels

## Our TOP TIPS

### For choosing the right kit

- 1 Check that the kit comes with pre-sorted threads on a thread card – this is especially useful for larger projects.
- 2 Look at the size of the finished design – being over ambitious might result in a UFO (Unfinished Object!). Anything over 130 squares wide is a large design.
- 3 Does the kit come with a colour and symbol chart? If you're used to working from a certain style of chart then you may find the change difficult.
- 4 Are you familiar with all the stitches? If not, check if there's a How To included.
- 5 Try and work out how often you'll need to change thread colours. A good way to check this is to look at the picture that comes with the kit.
- 6 Check the type of fabric that comes with the kit. If it's evenweave, or perhaps 18-count aida, you may find it more of a challenge to stitch on.
- 7 Will you need a hoop or frame? Large designs will be less portable so think about where you'll be stitching it.

### Summer stitching

**Q** My mum and I are going on a summer holiday to Cornwall, and we want to stitch some beach-themed designs while we relax. She's a fast stitcher, so I was wondering if there's a book with multiple designs in that I could get her as a gift?

*Helen Wright, West Midlands*

**A** Sounds perfect, Helen! What could be nicer than sunbathing and stitching? We love *Sand, Sea & Cross Stitch* by Anna Field which has over 50 seaside-inspired designs, including beach huts, shells, boats, lighthouses and many more that your mother will have fun choosing from. Visit [www.ilovecrossstitch.co.uk](http://www.ilovecrossstitch.co.uk) or call ☎ 0844 880 5851 to buy for £6.75. Have a fantastic holiday and don't forget the suntan lotion!

### Natty threads

**Q** I've seen some lovely hand-dyed threads from The Crafty Kitten but I'm nervous about using them. Can I just stitch with them as normal or do they need special treatment?

*Betsy Putney, London*

**A** The Crafty Kitten's hand-dyed threads aren't actually that different to stitch with than normal threads. However, they aren't guaranteed to be colourfast, so you'll need to be careful to keep your hands clean while stitching to avoid the need to wash your

▼ Transport yourself to the beach with these contemporary seaside-themed designs



finished project. Due to variations between dye lots it's also recommended that you buy all the hand-dyed thread you need for a single project at the same time. To buy a 5m skein for 95p, visit [www.craftykitten.co.uk](http://www.craftykitten.co.uk).

selection of colours as DMC, so you may have to be careful to select a chart that doesn't have too many shade duplications.

### Stash buster

**Q** Whenever I finish a project, I always have loads of half-used skeins of thread and usually store them together in a box. However, it's now overflowing and half of them have lost their labels! Can you suggest a better way to store partially used thread?

*Rita Kensington, Staffs*

**A** Keeping any stash tidy can be a real challenge. A great way to organise your threads is by winding them onto plastic or cardboard bobbins using the Anchor Embroidery Thread Winder. It's much faster than winding by hand. Clip the winder to the edge of your sewing or storage box and wind from the skein onto the bobbin. This will make your thread neater and more compact so they'll take up less space. There's also no chance of the skein number label falling off as you can write it directly onto the bobbin. Buy for £2.25 from [www.hobbycraft.co.uk](http://www.hobbycraft.co.uk).



▲ Hand-dyed threads create unique projects but make sure you buy from the same dye lot

### Colour conversion

**Q** While travelling around Europe I came across a brand of threads called Soie d'Alger. Being made of silk and available in a beautiful array of colours I couldn't resist buying some. However, I can't find any charts to stitch with them. Is it possible to find a conversion?

*Katrina Perkins, Kent*

**A** We're not surprised you couldn't resist buying these threads, Katrina! Soie d'Alger threads are made of spun silk (called strusas) that will give your finished stitching a more lustrous and soft finish. It's a shame you couldn't find a chart to stitch with your threads, however you can find a DMC conversion at [www.casacena.com/catalog/DMC2SoieAlger](http://www.casacena.com/catalog/DMC2SoieAlger). Bear in mind that Soie d'Alger doesn't have as wide a



► Keep tabs on your skein stash with an embroidery thread winder

## Hello Angels!

Send your stitching problems to Crazy's Angels and we'll come to your rescue! Make your questions as crazy as you like and send them to the address listed right.

.....

.....

.....

.....

Date sent.....

Name and address.....

.....

Fill in and cut out this coupon (or photocopy it) and send it to:  
**Crazy's Angels... Cross Stitch Crazy**, Immediate Media Company Bristol Ltd, 2nd Floor, Tower House, Fairfax Street, Bristol BS1 3BN or email your requests to: [crazysangels@cross-stitching.com](mailto:crazysangels@cross-stitching.com)

# Roar talent!



Treat a dinosaur-mad little boy or girl to this fantastic door hanging and let these prehistoric beasts guard the bedroom door, dino-style!

**Designed by Lucie Heaton**

**D**inosaurs ruled the earth for over 160 million years, and continue to hold a magnetic fascination for girls and boys to this day! Lucie's designs are scaled-down versions of the real-life gigantic reptiles, yet the skillful shading and backstitch detail make them easy to recognise for

dino connoisseurs. Triceratops, Stegosaurus and T Rex no longer tread the earth, but can be used in stitched form to guard your child's room from unwanted sibling intrusion! Or, pick an initial to adorn the cover of a dino fact-gathering journal. However you decide to use this alphabet, we're sure the finished result will be a roaring success! ●



**StitchTime**  
**3-4 hrs**  
(Each letter)

**StitchList...**

- ✕ Whole cross stitch
- ✕ Backstitch
- ✕ French knots

## ShoppingList...

**Threads** - Stranded cotton as listed in the key



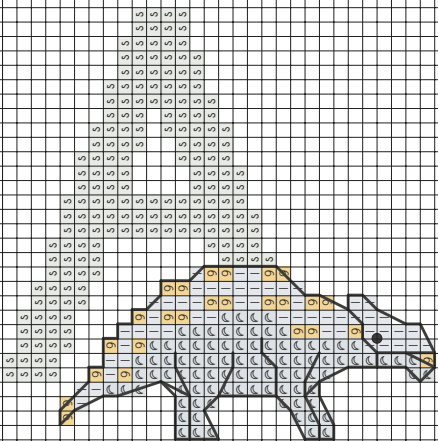
**Needle** - Size 24 tapestry needle

**Fabric** - A piece of Zweigart 14-count white aida measuring 15cm (6in) x required length. To buy, visit [www.sewandso.co.uk](http://www.sewandso.co.uk) or call ☎ 0800 013 0150

**Extras** - Backing fabric and cord of your choice, wooden sign available from local stores



# OneNighters



**Dinosaur abc**

✦ Cross stitch in two strands

	DMC	Anchor	Madeira
♥	349	1098	212
b	437	362	2012
⚡	597	1064	1110
🔍	598	1062	1111
🔦	725	305	113
🔦	726	295	109
I	738	367	2013
🔦	742	303	114
w	912	209	1213
s	927	848	1708
☾	932	1033	1710
A	954	203	1207
♀	976	1001	2010
♂	977	1002	2302
t	3041	871	806
N	3042	870	2612
-	3752	1032	1708
Я	3768	779	1107

✦ Backstitch in one strand




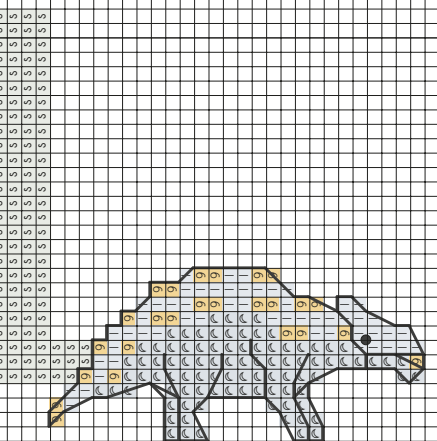

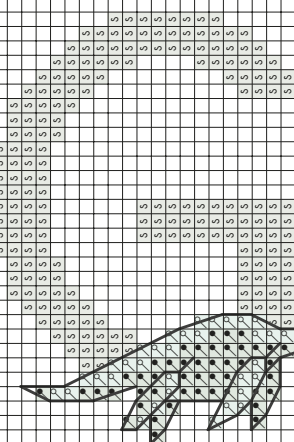
—	3799	236	1713
---	------	-----	------

✦ French knots in one strand

●	3799	236	1713
---	------	-----	------

✦ Whole stitches only

Max. stitch count 30 (h) x 30 (w)  
 Design area on 14-count fabric  
 5.5x5.5cm (2 1/4x2 1/4in)  
 Stitched by Val Watkins







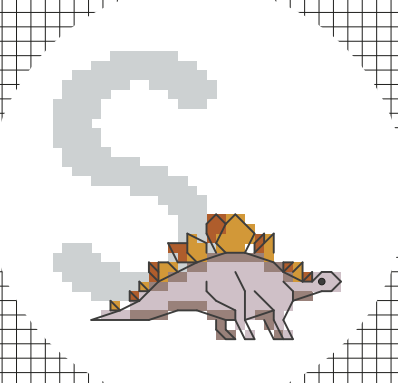


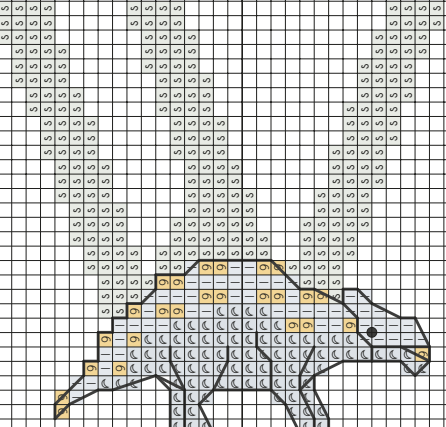

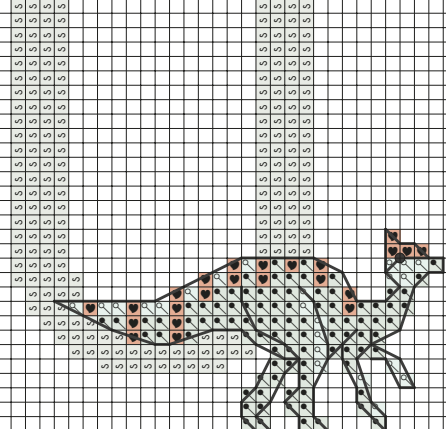
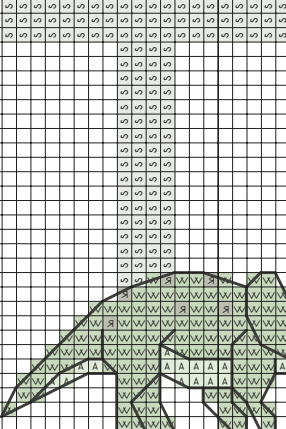


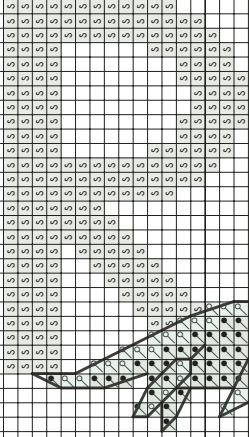
## ReaderSays...



This dino alphabet is perfect for little ones. They can pick all their favourite dinosaurs and have their names spelled out in stitches. I just wish my boys were younger so I could stitch this abc for them!

**Sue Craig, Fife**

# OneNighters





# Digital back issues

Missed an issue? Simply tap to download and complete your *Cross Stitch Crazy* collection today!



## Issue 203 May

Enjoy all the fun of the fair this issue with Helz Cuppleditch's cuddly panda, plus let yourself be tempted by a bright trio of exciting cityscapes, sewing accessories in pretty patchwork, a new baby sampler with the ahh-factor, super-quick wedding gift ideas, and much, much more!

**TAP TO PREVIEW**

Tap the issue number to preview each mag!



Issue 201 Apr



Issue 200 Mar



Issue 199 Feb



Issue 198 Jan



Issue 197 Dec



Issue 196 Xmas



Issue 195 Nov



Issue 194 Oct



Issue 193 Sep



Issue 192 Aug



To order a printed copy of *Crazy* visit [www.subscribeonline.co.uk/immediate/backissues](http://www.subscribeonline.co.uk/immediate/backissues)

# Get crafty this summer!



The  
**GREAT BRITISH**  
**CRAFT**  
Festival.

MADE  
IN  
BRITAIN

**BOLTON ARENA**  
GREATER MANCHESTER  
30<sup>th</sup> & 31<sup>st</sup> May 2015

**STONELEIGH PARK**  
WARWICKSHIRE  
8<sup>th</sup> & 9<sup>th</sup> August 2015



Hosted by  
**Hunkydory**  
• CRAFTS • LIMITED •

**VIP**  
WORKSHOPS  
AVAILABLE!  
See website for details

Sponsored by  
**PRACTICAL**  
PUBLISHING  
INTERNATIONAL

# TICKETS ON SALE NOW!

Visit: [www.greatbritishcraft.co.uk](http://www.greatbritishcraft.co.uk)

  /GBCraftFestival

# 10 excuses to stitch



Looking for a reason to sit down and relax with your latest project this weekend? Then check out our top 10 brilliant excuses!

**1 You'll save money...**  
You could do the shopping, but you always end up spending more than you meant to, so best send someone else!  
**Anne MacGregor, Senior Technical Editor**



**2 It's good for you...**  
Stressed out from a hectic week? Spend some time stitching and you'll be feeling better before you know it.

**3 It's practical...**  
The quicker you finish the project you're working on, the sooner you can start that new design you bought all the threads for!

**4 You can do it in any weather...**  
It'll probably be raining, so it's best to stay inside. And if the sun does come out, stitch in the garden instead!

**5 You'll eat healthily...**  
Let's face it, you can't exactly tuck into treats like cake and chocolate while you're busy working on your stitching – not unless you want to get your fabric grubby. It's an instant diet!

**6 You can learn something new...**  
If you're keen to learn a new language, downloading an app onto your phone or tablet to learn as you stitch is a great way to absorb information. Très bien!  
**Steph Maskery, Art Editor**



**7 It's a safe option...**  
Planning on doing a bit of gardening? Remember there's a chance you could pull a muscle or be stung by a rogue wasp – much better to stay indoors.



**8 You can watch TV...**  
Whether it's your favourite soap, or the latest episode of a new drama, it's unmissable, so you may as well do some stitching while catching up!  
**Yvette Streeter, Editor**

**9 You can do your bit for the planet...**  
If you're out and about driving around, you're increasing your carbon footprint. Stitching at home is a much more environmentally friendly option!

**10 You totally deserve it...**  
You've been rushing around all week, so enjoy some 'me time' and indulge in your favourite hobby!

## Need one more reason?

We're giving one reader the chance to win this stichy bundle! To enter, text **CSC203FUN** to **87474** (texts are charged at 50p plus your standard network rate) or label your postcard 'Just for fun 203 giveaway' and send to the address on page 73. You can also enter online at [www.cross-stitching.com/win](http://www.cross-stitching.com/win). For Ts and Cs turn to page 73.



NEW!

# WEEKEND Quilting

PATCHWORK PROJECTS FOR SIMPLE, CHILLED-OUT SEWING



Bursting with feel-good projects, *Weekend Quilting* is perfect for fabric lovers of all abilities. Whether you fancy a quick patchwork gift, on-trend homestyle, stylish accessories or even a bigger project to while away the hours, we've got designs from the biggest names in modern quilting to get you feeling inspired to sew!

FROM THE MAKERS OF

LOVE PATCHWORK & Quilting



BUY YOUR COPY NOW!

ORDER ONLINE [www.buysubscriptions.com/craftspec15](http://www.buysubscriptions.com/craftspec15)  
OR CALL 01604 828744 and quote 'Weekend Quilting'

Lines open weekdays 8am to 9.30pm and Saturday 8am to 4pm. Overseas please call overseas +44 (0) 1604 828744.  
EUR price £10.99, ROW price £11.99. All prices include P&P.

*Let's build...*

1

CUT OUT  
AND KEEP



*...a nest together*

# Heart to heart



Brighten up your day with these colourful blackwork hearts, so simple to stitch and so easy to love!

**Designed by Lesley Teare**

*Thank you...*

2

*A little reminder...*

3



*...for your friendship*



*...of my love for you*

# Cut-out&Keep

Quick and easy to stitch one a night!



**StitchTime**  
**3-4 hrs**  
(Each)

## StitchList...

Perfect for beginners

✘ Backstitch

## ShoppingList...

**Threads** - Stranded cotton as listed in the key

**Needle** - Size 24 tapestry needle

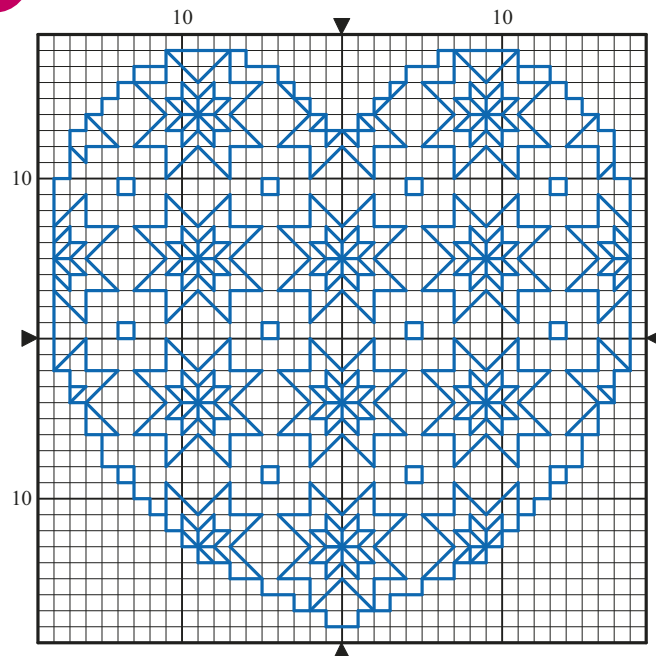
**Fabric** - Zweigart 14-count white aida measuring 15x15cm (6x6in) for each design. To buy, call

☎ 0800 013 0150 or visit [www.sewandso.co.uk](http://www.sewandso.co.uk)

**Extras** - Wool felt in various colours from Blooming Felt. To buy, visit [www.bloomingfelt.co.uk](http://www.bloomingfelt.co.uk) or call

☎ 01245 471 690. Ribbon from local craft stores

1



### Stars

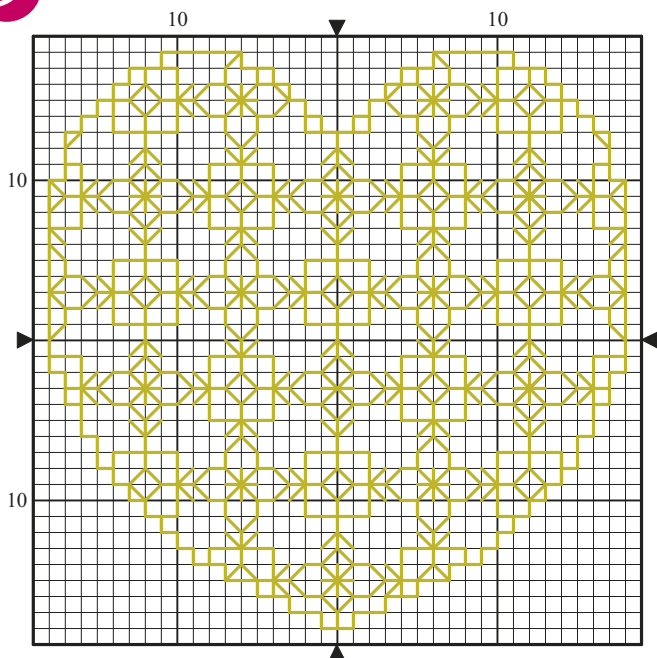
✘ Backstitch in one strand

	DMC	Anchor	Madeira	
	3844	1089	1102	✘ Backstitches only

Stitch count 36 (h) x 36 (w)

Design area 14-count fabric 6.5x6.5cm (2½x2½in)

3



### Pattern

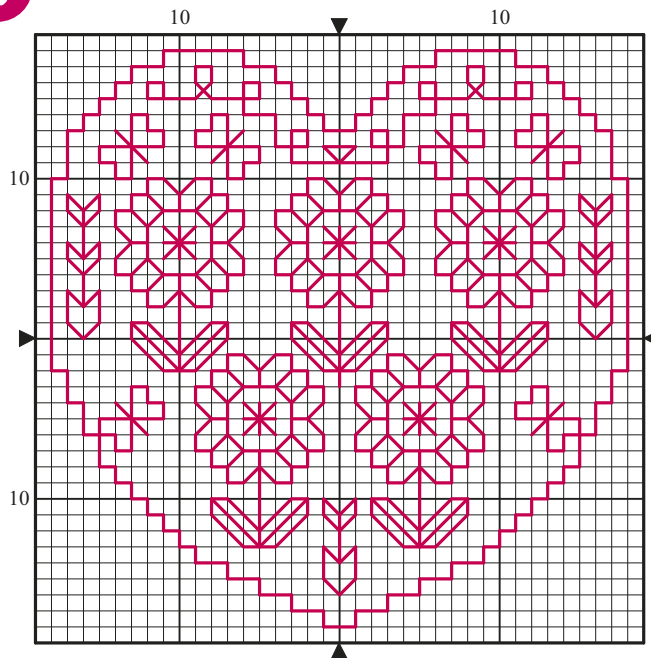
✘ Backstitch in one strand

	DMC	Anchor	Madeira	
	704	255	1308	✘ Backstitches only

Stitch count 36 (h) x 36 (w)

Design area 14-count fabric 6.5x6.5cm (2½x2½in)

2



### Sunflowers

✘ Backstitch in one strand

	DMC	Anchor	Madeira	
	891	29	411	✘ Backstitches only

Stitch count 36 (h) x 36 (w)

Design area 14-count fabric 6.5x6.5cm (2½x2½in)

*You fill my heart...*

4



*...with happiness*

*Our love blooms...*

5



*...every single day*

*You're as pretty...*

6



*...as a spring flower*

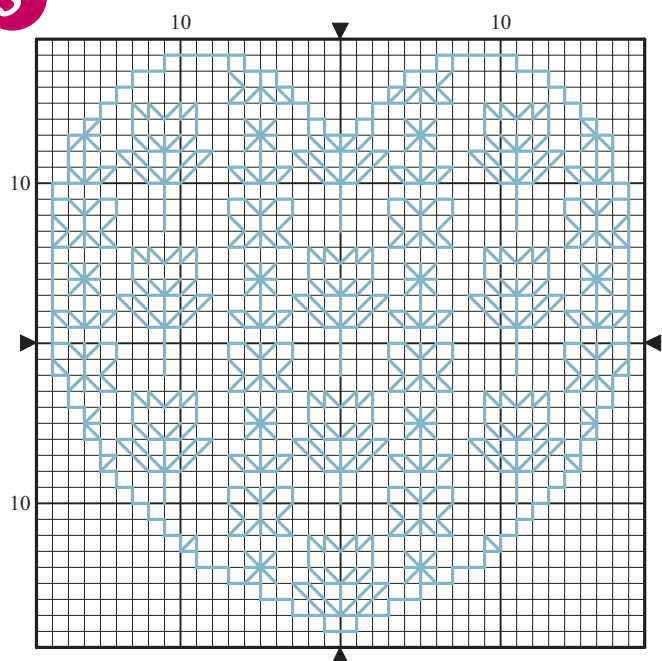
*You shine brighter...*

7



*...than any star*

5



## Tulips

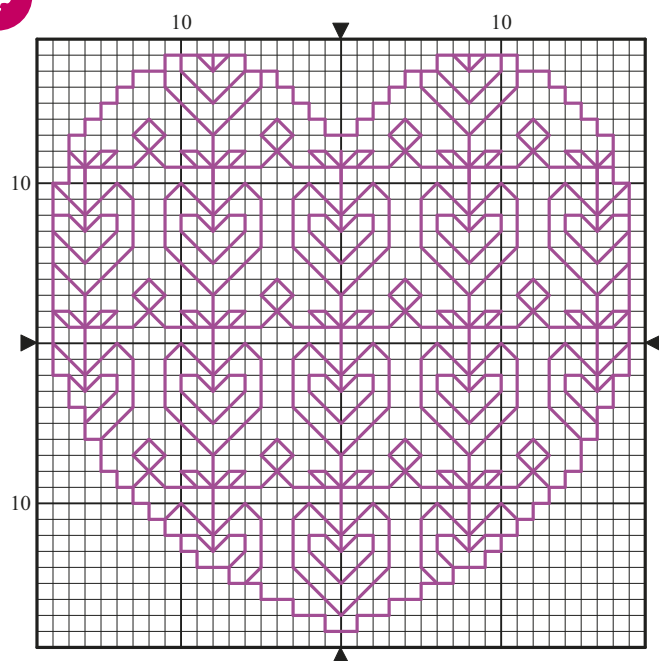
✘ Backstitch in one strand

	DMC	Anchor	Madeira	
—	3846	1090	1103	✘ Backstitches only

Stitch count 36 (h) x 36 (w)

Design area 14-count fabric 6.5x6.5cm (2½x2½in)

4



## Hearts

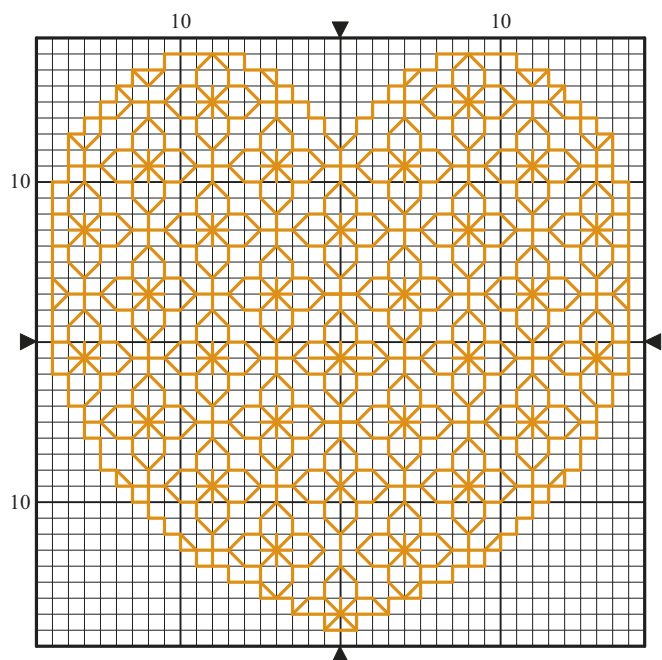
✘ Backstitch in one strand

	DMC	Anchor	Madeira	
—	718	88	707	✘ Backstitches only

Stitch count 36 (h) x 36 (w)

Design area 14-count fabric 6.5x6.5cm (2½x2½in)

7



## Flowers

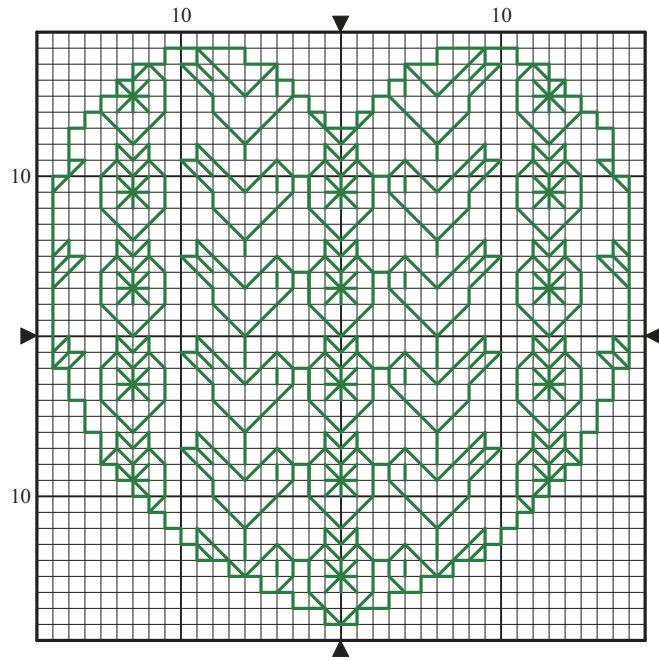
✘ Backstitch in one strand

	DMC	Anchor	Madeira	
—	608	332	206	✘ Backstitches only

Stitch count 36 (h) x 36 (w)

Design area 14-count fabric 6.5x6.5cm (2½x2½in)

6



## Birds

✘ Backstitch in one strand

	DMC	Anchor	Madeira	
—	3812	188	2706	✘ Backstitches only

Stitch count 36 (h) x 36 (w)

Design area 14-count fabric 6.5x6.5cm (2½x2½in)





# DOWNLOAD THE CRAZY APP TODAY!

## LOOK WHAT YOU GET!

**AVAILABLE** to download worldwide as soon as the issue goes on sale!

**ZOOM IN** on charts for ease of viewing

**INTERACTIVE** links – jump straight to your favourite projects and sites\*

**VIDEO** tutorials for a step-by-step guide to stitching\*



## START YOUR FREE ONE MONTH TRIAL TODAY!\*\*

Simply visit the app store on iTunes, Google Play, Zinio or Amazon using your tablet or smartphone, search for *Cross Stitch Crazy*, and download the app to start stitching! It's the perfect way for overseas readers to access the latest issue instantly, plus you can download our back issues, and save money by subscribing!

\*Only available on Apple devices \*\*After your one month free your subscription will continue at £2.99 a month. Free trial not available on Zinio – instead save 28% when you subscribe.

# ClassifiedDirectory

ONLINE

[www.debscrossstitch.co.uk](http://www.debscrossstitch.co.uk)

Cross stitch kits, Fabric, Gold Plated Needles, Threads, Aperture Cards and Knitting and Crochet Patterns now available


Tel: 01253 771230

DP  
Software

[www.dpsoftware.co.uk](http://www.dpsoftware.co.uk)  
Cross Stitch Design Software

All orders will be posted free of charge within the UK

[www.dkhcreations.co.uk](http://www.dkhcreations.co.uk)



**APERTURE CARDS**

For Every Occasion - [www.craftcreations.com](http://www.craftcreations.com)

MAIL ORDER




**DMC Threads**  
8 Meters on Large  
Bobbins **40p Each**  
+ Postage at cost



**All 447 Plain  
DMC Colours**  
in two  
Presentation Boxes  
**ONLY £145**  
+ £14 Special  
Delivery

[www.leisurecraft-tewkesbury.com](http://www.leisurecraft-tewkesbury.com)  
Telephone: 01684 297586

To advertise here,  
contact




**Emma Hunter**  
on 0117 314 7398

YORKSHIRE

Visit our **NEW Website**  
offering kits, wool, threads, beads  
and much more

**Crafty Mini Breaks**  
2 day workshops  
Contact Sue  
for more  
details



Tel: 01964 626310 / 07872 603349  
Email: [sunkentreasures@live.com](mailto:sunkentreasures@live.com)  
Website: [www.sunkentreasures.co.uk](http://www.sunkentreasures.co.uk)

**SUNKEN  
TREASURES**

The Elms, Sunk Island Road,  
Ottringham Hull, HU12 0DX

**\*\*\* K@tZ XStitch \*\*\***

[www.katzxstitch.co.uk](http://www.katzxstitch.co.uk)

'All things cross stitch'

DMC 46p - Anchor 59p

Mill Hill beads £1.30

Kreinik #4 £2.99, B/F £1.85, #8 £3.15

Zweigart fat quarters from £4.25

We stock a wide range of threads, fabric,  
kits and other accessories...

E-mail: [sales@katzxstitch.co.uk](mailto:sales@katzxstitch.co.uk) - Telephone: 0116 2827141



**Disney's Winnie the Pooh cross  
stitch kits and chart booklets**

- **Limited stocks** of genuine **Designer Stitches** counted cross stitch kits and chart booklets featuring all your favourite characters.
- Save up to **50%** on some items.
- All of these wonderful kits and charts are **now discontinued** and available only while stocks last!
- Other cute characters and bespoke specialist kits on our website.

[www.hawkinshobbies.co.uk](http://www.hawkinshobbies.co.uk)

[www.polstitchesdesigns.co.uk](http://www.polstitchesdesigns.co.uk)

New Bothy Threads Kits using Polstitches Hand Dyed Fabrics




Alice in Wonderland



Little Red Riding Hood



Sleeping Beauty



Hansel and Grete

Evenweave Kits £31.99

Opalescent Lugana Kits £33.99

Kits prices available for all designs via website or phone inquiry  
Please add £3.00 to orders for postage and packing

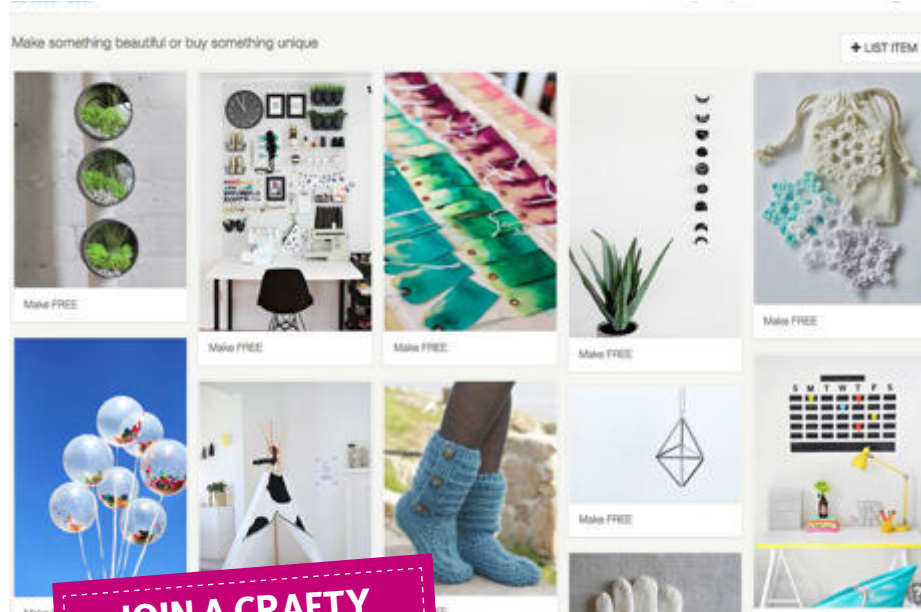
Make cheques payable to Polstitches Designs A leading supplier of Hand Dyed fabrics,  
Zweigart, DMC, Mill Hill Beads and Treasures. We mail worldwide.

**Blaen Bran Farm, Velindre, Llandysul, Carmarthenshire, SA44 5XT**

**Tel: 0800 772 3615**

# Join us online...

With the best gossip on social media plus top blogs and sites, get online with *Crazy* and get inspired!



**JOIN A CRAFTY COMMUNITY**

Perhaps you'd like to learn how to make a mini air plant terrarium, a twig pencil or a crochet narwhal? You can discover all this and more at [www.belessrobot.com](http://www.belessrobot.com), a crafty community site where you can find out how to make a host of amazing creations, often for free or for a small fee. Or, if you see something you like but don't feel you have the time to make it, you can pay a member of the community to make it for you. And, if you're a keen maker of lovely things, list yourself as a Maker for a particular product on the site, then wait for the orders to roll in!

## The twittersphere

What you've been tweeting about!



- ▶ Doing a wee bit of freehand #crossstitch during the odd quiet moment between customers @CLFairs @BoboStitch
- ▶ You know you're seriously addicted when you spend most of your morning debating whether or not to bring your cross stitch to class. @OutOfUrTeague
- ▶ Cross stitching makes me feel so domestic... Too bad that's not true at all! @michagb

NB We reserve the right to edit your correspondence

## Facebook chat



Here's what you've been chatting about this month!

- ▶ Came home to find this waiting for me, prize from *Crazy* from their special issue number 200! Thank you very much – it's all gorgeous! X **Hayley Diprose**
- ▶ Will you give the girl a pat on the back? I've only completely emptied a bag of WIPs! What's next? **Claire Hoskins**
- ▶ Woohoo! My new copy of *Crazy* was delivered today. Son is in bed so time for me to eat chocolate while looking through my favourite mag xxx **Fiona Hale**

## Most liked...



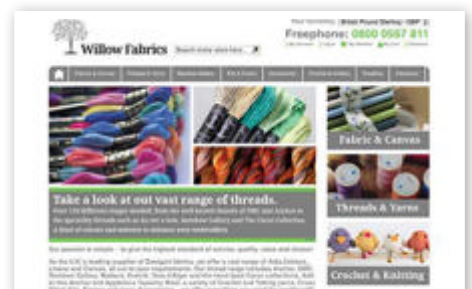
This month, your favourite finished stitching posted on *Crazy's* wall is by Lindsay Holmes: "John Clayton's Alice finally finished."



Download of the month

[www.cross-stitching.com](http://www.cross-stitching.com)

Brighten up someone's morning with this handsome rooster card! Go to 'Charts & Patterns' and search for 'Home to roost'.



Website of the month

[www.willowfabrics.com](http://www.willowfabrics.com)

Stocking a vast range of fabric and threads, this is the go-to site for stitchers. There's also a good selection of kits and accessories too.



Blog of the month

[stitchnmomma.blogspot.co.uk](http://stitchnmomma.blogspot.co.uk)

Kelly has been stitching for over 35 years. "A day is not complete unless my needle, floss and fabric meet," she believes. We agree!

## GET IN TOUCH!

- facebook.com/crossstitchcrazy
- twitter.com/crazy\_magazine
- pinterest.com/crazymagazine

# Join the circus!



Roll up, roll up – the circus is in town! These colourful, attention-grabbing designs are ideal for kids to stitch  
**Designed by Durene Jones**

**F**rom the moment the brightly painted trucks roll into town and the big top appears, excitement starts at the thought of the clowns and the thrill of the trapeze! So, what better subject to engage young crafters in a spot of stitching?

## StitchList...

Perfect for children

- ✗ Whole cross stitch
- ✗ Backstitch



**StitchTime**  
**5 hrs**  
(Each)

The circus tent, lion on his podium, and horse decked out in bright plumes make lively, animated pictures. And, these easy-to-stitch designs are made up of simple blocks of colour with no shading – just whole cross stitches only and the tiniest amount of backstitch. We hope you enjoy the show! ●

## ShoppingList...

**Threads** - Stranded cotton as listed in the key

**Needle** - Size 24 tapestry needle

**Fabric** - Zweigart 14-count white aida measuring 15x15cm (6x6in) for each design. To buy, call ☎ 0800 013 0150 or visit [www.sewandso.co.uk](http://www.sewandso.co.uk)

**Extras** - Box frame with a minimum aperture of 9x9cm (3½x3½in). Paint from local stores



## RachelSays...



This fun, bright and colourful trio of circus pictures is perfect for

keeping kids' attention during stitching sessions. And, if you stitch them all, they'll look gorgeous mounted in these matching box frames with their zingy shades.

**Rachel Nott,**  
Production Editor,  
*Cross Stitch Crazy*

*Crazy tip!*

Use a hoop to keep your fabric taut and your stitches looking super-neat!



### Circus set

✦ Cross stitch in two strands

	DMC	Anchor	Madeira
∩	B5200	1	2401
♀	349	1098	212
♂	420	374	2104
b	422	943	2102
A	604	55	614
☉	725	305	113
☼	741	304	202
▽	907	255	1308
⊙	3846	1090	1103

✦ Backstitch in one strand

—	310	403	2400
---	-----	-----	------

✦ Whole stitches only

Max. stitch count 39 (h) x38 (w)

Design area on 14-count fabric  
7x7cm (2¾x2¾in)

Stitched by Judy Davies

# Crazy Kids Stitching

Are you a kid who's mad about cross stitch? Send us a photo and tell us about yourself – if you're featured, you'll win a fab prize!



You are a winner!  
**Shannon**  
from  
Rochdale

"My name's Shannon, I'm 15 and a twin. When we visit my Grandma's house we both love to stitch. Here I am with my latest piece, which is for my bedroom."

I'm a  
**Crazy kid**  
stitcher

If you're a young stitcher, we want to know why you started stitching, what you're stitching now and who you stitch for. Simply fill in the coupon below and send us a photo of yourself and your stitching. If you're our Crazy kid stitcher, you'll receive a handy pair of Fiskars Animal Scissors!

Name and address:

.....

Postcode:

I am ..... years old

I'm a kid that's crazy about stitching and here's why...

.....

Please ask your parent or guardian to sign here:

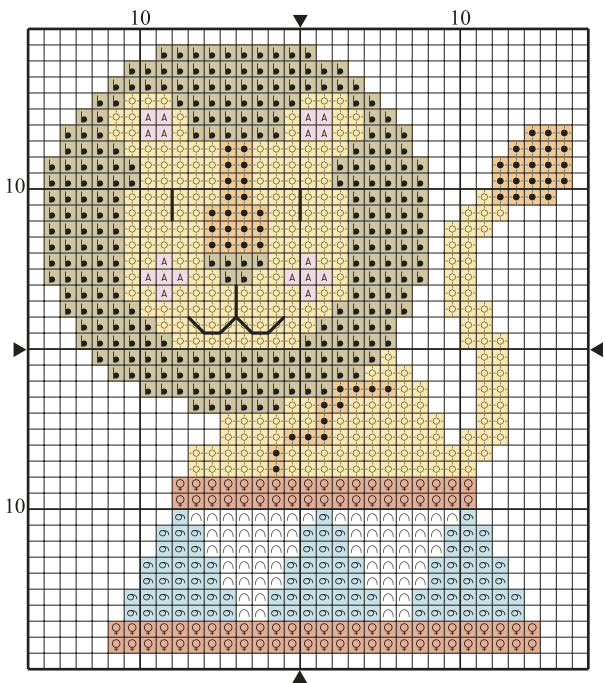
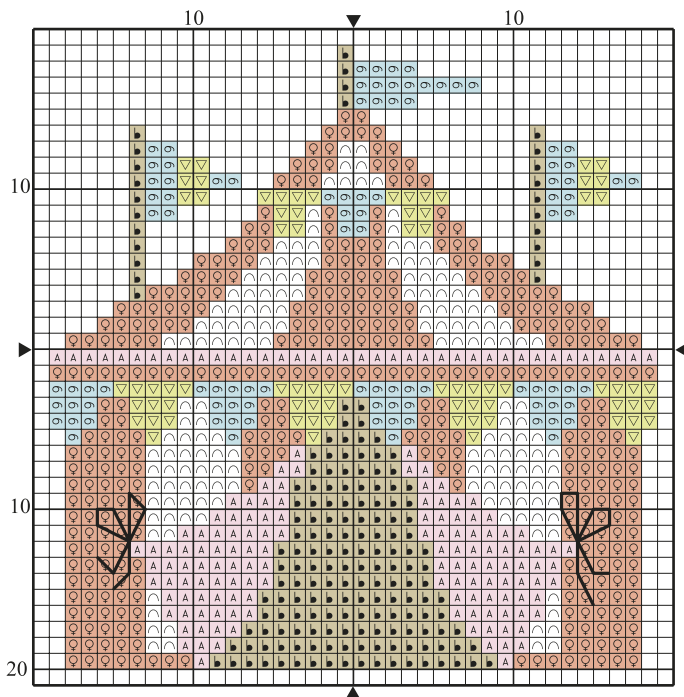
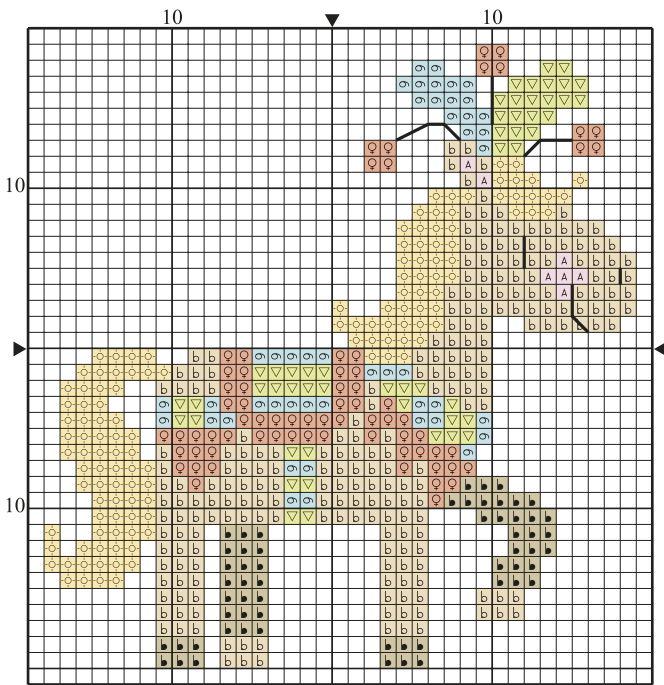
.....

PLEASE WRITE ON ANOTHER PIECE OF PAPER IF YOU NEED TO

Fill in and cut out this coupon (or photocopy it) and send it with a photo to: Crazy kids, Cross Stitch Crazy, Immediate Media Company Bristol Ltd, 2nd Floor, Tower House, Fairfax Street, Bristol BS1 3BN or email your story and photo to crazykids@cross-stitching.com

FISKARS®

WIN  
with  
CRAZY



Order your copy today!

The best wildlife designs to stitch & treasure

NEW

# Ultimate CrossStitch Wildlife

Only £7.99 incl p&p



Safari cards

African zebra

Family of owls

## Ultimate CrossStitch Wildlife

Vol 5 2015  
£7.99

103 charts FOR ONLY £7.99



DMC

DESIGNS YOU'LL LOVE TO STITCH TODAY

- \* Garden birds
- \* Wild beasts
- \* Woodland creatures
- \* Bees & butterflies
- \* Cards and tags
- \* Gift ideas plus more...



Woodland study



Hedgehog cushion



Field mouse



Wild birds



Mighty elephants



The best wildlife designs - yours to stitch & treasure!

*Ultimate Cross Stitch Wildlife* is an exciting collection of projects, inspired by nature.

There are **100 stunning designs** in this special issue, from big cats, to garden birds, dramatic scenes to easy designs.

### Inside this issue:

- \* Designs for every level of cross stitcher, from beginner to advanced
- \* Patterns by the world's best cross stitch designers and artists
- \* Beautifully photographed projects
- \* Clear charts and keys with both colour and symbols



### Includes designs by

- \* Amanda Butler
- \* Lesley Teare
- \* Amanda Gregory
- \* Joanne Aston
- \* Debra Page
- \* Maria Diaz
- \* Pollyanna Pickering *and more!*

## Order your copy now!

CALL 0844 844 0388 and quote 'ULTWILD'

ONLINE [www.buysubscriptions.com/craftspecial](http://www.buysubscriptions.com/craftspecial)

Lines open weekdays 8am to 8pm and Saturday 9am to 1pm.

Overseas please call +44 (0) 1795 414 676 EUR price £10.99, ROW price £11.99. All prices include p&p.

# Siesta

[www.siestaframes.com](http://www.siestaframes.com)



## LAPMAN

The frame and stand simply folds into the carry case.

Comes with a handle shoulder strap and wingnut tightener.

12" Lapman (green case)

£45.99 Code LAPM/1

15" Lapman (burgundy case)

£49.99 Code LAPM15/1

18" Lapman (blue case)

£54.95 Code LAPM18/1

## Large Clip-on Magnifier

This handy magnifier can be clamped to frames, table tops and desks. The 46cm (18 inches) arm for longer reach combines with a 13cm (5 inches) lens with x1.75 magnification.

Price £25.00 Code CM1



## Tilt Floor Stand

Flexi floor standing tapestry stand with knee joints

WTF24 Tilt Stand 24" £59.95

WTF27 Tilt Stand 27" £61.95

WTF30 Tilt Stand 30" £63.95

WTF36 Tilt Stand 36" £65.95

WTF42 Tilt Stand 42" £68.95



## Sonata Seat Stand

A versatile, fully adjustable sit upon stand. Holds hoops, Bar Frames and roller frames up to 12". Features include 360° rotation, quick flip top and height adjustment. Frame as shown not included.

Price £19.98 Code SONATA



## StitchMaster Lap Stand

The frame simply rests on the two arms of the lap stand and holds frames up to 21". Height and angle are adjustable. (Frame as shown not included). Price £29.99 Code SMLAP



## StitchSmart Floor Stand

This stand has a unique swivel system allowing 360° rotation.

Height and working angle are adjustable. Available as a complete unit with stand, LED light-magnifier and chart clamp, or just the stand on its own.

Stand with LED light-magnifier and chart clamp £149.99 Code D24047 & D25020

£79.99 Stand only Code: D53047

Wooden frame as shown is NOT included



## Ultimate Floor Lamp Antique Colour

A multi-purpose sewing/craft/reading lamp with magnifier and chart holder. The lamp is height adjustable with a 20W energy saving daylight bulb.

Price £159.99 Code D21098



## Hammerhead Craft Lights

LED craft lights with base and clip. 6 bright white LEDs. 3 AAA batteries included.

Price £22.95 Codes

64821 Blue

64824 Green

64826 Pink



Available from your local stockist or from Siesta at: Siesta Frames Ltd., Unit D, Longmeadow Ind. Est., Three Legged Cross, Wimborne, Dorset BH21 6RD Tel/Fax 01202 813363, [www.siestaframes.com](http://www.siestaframes.com)

Other products available at [www.coleshillaccessories.co.uk](http://www.coleshillaccessories.co.uk)



# Enter to WIN!

Send us a postcard, drop us a text or enter online for a chance to win great prizes!

OVER  
**£996**  
OF PRIZES TO  
BE WON!



3 PRIZES  
worth  
**£300**

## Daylight Wafer Light Boxes!

Tired of straining your eyes to follow a cross stitch chart? Well, with a Daylight Wafer Light Box, this will be a thing of the past! Place your chart on top, and the edge-to-edge light will beautifully illuminate it. It's also perfect for other activities such as tracing, stencilling and embossing. To buy, visit [www.daylightcompany.com](http://www.daylightcompany.com) or call ☎ 020 8964 1200. Or, enter this giveaway today and you could win one of three white Daylight Wafer Light Boxes, worth £100 each! To enter, text **CSC203DAYLIGHT** your name, postal address and email address to 87474 (texts will be charged at 50p plus your standard network rate) or label your postcard **'Daylight Wafer Light Box 203 giveaway'**.

## Bothy Threads kits!

We love Bothy Threads' new Funky Street range of kits, designed by Caroline Rose, and we're offering eight readers the chance to get hold of Funky Caravan – a colourful kit worked in whole stitches only, worth £24.99! Head to [www.bothythreads.co.uk](http://www.bothythreads.co.uk) to check out the rest of the range, and keep your eyes peeled, as more are coming soon. For the chance to win one of these cool kits, text **CSC203BOTHY** your name, postal address and email address to 87474 (texts will be charged at 50p plus your standard network rate) or label your postcard **'Bothy Threads kits 203 giveaway'**.

8 PRIZES  
worth  
**£200**



12 PRIZES  
worth  
**£240**

## The Historical Sampler Company kits!

Fresh from their win at The British Craft Awards 2015, The Historical Sampler Company are offering 12 readers the chance to win its Love Heart kit, worked in pretty pastels over 16-count aida or 32-count linen. To buy, visit [www.historicalsamplercompany.co.uk](http://www.historicalsamplercompany.co.uk) or for the chance to win text **CSC203LOVE** your name, postal address and email address to 87474 (texts will be charged at 50p plus your standard network rate) or label your postcard **'Historical Sampler Company 203 giveaway'**.

## Heritage Crafts kits!

Man Cave by Peter Underhill celebrates that most sacred of male spaces – the shed! And, thanks to Heritage Crafts, we're offering eight readers the chance to win one of these kits that'll make the perfect gift for dad. Visit [www.hcrafts.com](http://www.hcrafts.com) or call ☎ 01889 575 256 to buy for £32, or, for a chance to win, text **CSC203MAN** your name, postal address and email address to 87474 (texts will be charged at 50p plus your standard network rate) or label your postcard **'Heritage Kits 203 giveaway'**.

8 PRIZES  
worth  
**£256**



### Terms and conditions

\*Enter all four competitions with one text charged at £1.50 plus your standard network tariff rate.

For individual competitions, texts are charged at 50p plus your standard network tariff rate.

To enter by post, write your name, address and chosen

competition on a postcard and send to: *Cross Stitch Crazy* 203, 2nd Floor, Tower House, Fairfax Street, Bristol BS1 3BN. The closing date for entries is 11.59pm on 1st June 2015. Promoter: Immediate Media Company Bristol Ltd. Promotion excludes Immediate Media employees. Open to UK residents only. By entering, you agree to be bound by the rules of the promotion. Only one entry per person, per competition allowed. No

responsibility accepted for lost, delayed, ineligible or fraudulent entries. Winning entries chosen at random from all eligible entries. Winners notified within 28 days of closing date. The draw is final, no correspondence will be entered into. For details of winners, send an SAE within two months of closing date. If any winner cannot be contacted within one month of the closing date, the promoter will offer the prize to a runner-up. The promoter reserves the

right to substitute the prize with one of the same or greater value, with no cash alternative. By entering this competition you agree to receive newsletters, future offers and promotions from Immediate Media Company Ltd and related third parties. If you do not want to receive this information, please add 'NO INFO' at the end of your text message or on your postcard. For customer care issues, call ☎ 0117 927 9009.

TEXT  
ALL203 TO  
ENTER ALL  
FOUR!\*

You can also enter for free online at [www.cross-stitching.com/win](http://www.cross-stitching.com/win)

# Track it Down



Sherlock Anne's on hand to track down the designs you crave. Send her your requests today!

## Feathering your nest

**My friend and her husband have recently bought their first home together. She's absolutely crazy about owls, so I was thinking I'd like to stitch them a fun design featuring owls as a special housewarming present. Can you suggest any charts or kits please, Sherlock Anne? I'd be ever so grateful!**

*Yvette Dondally, Glasgow*

Your friend is crazy about owls you say, Yvette? Well, how about this sweet Mr & Mrs Tooting – Home Sweet Home! design from the Genny



Haines Collection at Goldleaf Needlework? The design is worked on yellow 14-count aida and would look lovely made up into a hanging for the couple's new home. You can buy this cute kit for £12 or just the chart for £6. To order, or to find out more, call ☎ 01482 571 120 or visit [www.goldleafneedlework.co.uk](http://www.goldleafneedlework.co.uk).

## Stitching history

**I really want to stitch Napoleon Bonaparte as a gift for a French friend who collects anything and everything related to Napoleon. Please help me, Anne!**

*Caroline Wills, Honiton*

We've searched high and low for you, Caroline, but couldn't find a kit of Napoleon Bonaparte anywhere. However, we did find a chart featuring Napoleon on his horse for sale through craft website, Etsy. The beauty of this chart is that you download it straight to your computer within 24-48 hours after purchasing, so you won't have to wait for it to be posted to you. The wonderfully statuesque-looking design measures 320x250 stitches and



can be worked entirely in whole or half stitches, depending on whichever finish you prefer. Visit [www.Goldencrossstitch.etsy.com](http://www.Goldencrossstitch.etsy.com) to buy this detailed chart for just \$13.50 (approximately £9).

## Track it down for me...

Please find the following design for me – I'm crazy for it!  
(Continue on another sheet if necessary)

The design I want and why.....

.....  
.....  
.....

My name and address.....

.....  
.....

Email.....

Tel.....

Send to: **Track it down**, Cross Stitch Crazy, Immediate Media Company Bristol Ltd, 2nd Floor, Tower House, Fairfax Street, Bristol BS1 3BN. Please include one request per coupon. Do use a photocopy if you don't want to cut up your magazine. You can also send an email straight to Sherlock Anne at: [trackit@cross-stitching.com](mailto:trackit@cross-stitching.com)

## Military masterpiece

**My nephew has just joined the British Armed Forces and I'd like to stitch him a design to show how proud we all are of him. My friend told me she'd seen a military alphabet design somewhere so I could stitch his name. Was this in Crazy?**

*Linda Smith, Royal Wootton Bassett*

We haven't featured a military abc in *Crazy*, Linda. However, I think your friend may be referring to the Military Armed Forces sampler from Cottage Needlecrafts featuring men in British Army, Royal Air Force and Coast Guard uniforms. The kit costs £54 or buy a chart pack for £25. Cottage Needlecrafts also offer a personalised charting service – prices start from £30 for a three-letter name kit. To find out more information or to order, visit [www.cottageneedlecrafts.co.uk](http://www.cottageneedlecrafts.co.uk) or call ☎ 01736 333 277.



## Let's all eat cake!

My friend has just opened up a lovely new cake shop and I'd love to stitch her a design to celebrate. Can you think of anything appropriate, Anne?

Charlotte Salmon,  
Hastings



How exciting! There are plenty of wonderfully enticing cross stitch designs featuring gourmet cakes, Charlotte, but we think this brand new design from DMC will be perfect for your friend. The pretty, vintage-inspired cake shop front is stitched on white iridescent aida and measures 20x25cm

(8x10in) when stitched. Patisserie costs £26.99 for the full kit and you can find your nearest stockist by searching DMC's website [www.dmccreative.co.uk](http://www.dmccreative.co.uk) or by calling ☎ 0116 275 4000. We wish your friend's new venture every success for the future. Happy stitching – and eating!

## Classic comedy

My dad is a big fan of the late comedian Eric Morecambe and so I'd like to stitch a realistic-looking picture of him for my dad's 70th birthday which falls in September. Please could you help track down a suitable chart or kit for me to stitch, Anne?

Sue Haverstock, Dudley



What a super idea, Sue. I think your dad will be bowled over by this striking Eric Morecambe design, created by celebrity stitch experts Jann Designs. The sepia-style portrait is worked on 14-count aida and is stitched in whole stitches only with no backstitch, making this a lovely project to bring to life. Plus, the finished design measures just

28x19cm (11x7½in), so you should have plenty of time to complete it for your dad's birthday in September. To buy this classic kit for £22, which includes everything you need to start stitching, call ☎ 0116 270 7239 or visit [www.janndesigns.co.uk](http://www.janndesigns.co.uk).

## Stitching in the pink

My sister has been dotty about flamingos ever since she was a little girl. I've stitched her a couple of rather beautiful scenes featuring flamingos, but now I'm looking for some smaller charts with a fun sense of humour that I can surprise her with. Do you know where I can start looking?

Barbara Smith, Luton

I certainly can't think of a more fun animal to cross stitch,

Barbara, and I think you'll both be hopping mad for this set of brilliant card designs by Maria Diaz. The summery range includes a snorkelling flamingo, an amorous pair of birds, and even one enjoying a cocktail! This appealing set featured in issue 97 of *Crazy's* sister magazine, *Cross Stitch Card Shop*. The simple designs are worked in whole stitches and backstitch with a few French knots, and make perfect birthday, thank you and 'just to say...' cards. To buy a copy of this issue for £6.35, go to [www.subscribeonline.co.uk/cardshop](http://www.subscribeonline.co.uk/cardshop) or call ☎ 0844 844 0388.

## Chart choice

This month: *Sewing*

Let your needle and thread loose on one of these simply spectacular sewing-themed charts

### Miniature magic

**\$4.50 (approximately £3) Sewing Atelier Chart by Soda Stitch [www.sewsewnsew.etsy.com](http://www.sewsewnsew.etsy.com)**

They say good things come in small packages, and we think that's certainly the case with these mini motifs by Korean company, Soda Stitch. The whole set will make a lovely sampler measuring 21x21cm (8½x8½in), or stitch individual designs and see how quickly you can finish each one!



### Love to sew

**£10.50, Sewing Sampler by The Stitching Shed [www.thestitchingshed.co.uk](http://www.thestitchingshed.co.uk) ☎ 07876 023 302**

This pack includes an easy-to-follow chart, as well as buttons in two sizes and a felt flower so you can embellish your finished design. Once you've stitched the fun design to hang proudly in your craft room, the individual motifs will make great labels for your stash.



### Ooh la la

**£11.90, Atelier de Couture by Passion Bonheur [www.socreatstitch.co.uk](http://www.socreatstitch.co.uk)**

Atelier de Couture, meaning 'sewing room' in French, features all of the things you'd expect to find in a crafter's home. Worked in traditional red, white and blue shades, the sophisticated design uses just whole stitches and backstitch to bring to life wooden bobbins, decorative ribbon and an old-fashioned sewing machine.



### Say it with stitches

**£5.85, Let's Sew Chart from Imagining Inc [www.sewandso.co.uk](http://www.sewandso.co.uk) ☎ 0800 013 0150**

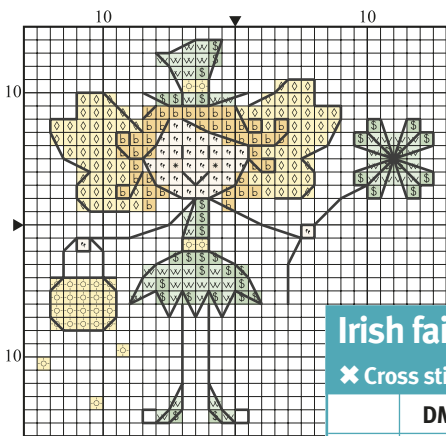
This striking sewing machine design is made up from lots of stitchy-themed words, but as most of it's worked in backstitch, it's not for the fainthearted! If you do enjoy working backstitch though, the finished piece will be more than worth all your hard work.



# Challenge

## Lucie

Crazy designer Lucie Heaton loves to bring your ideas to life, so send in yours today!



### Irish fairy

✦ Cross stitch in two strands

	DMC	Anchor	Madeira
o	726	295	109
◇	727	293	112
b	742	303	114
*	754	1012	305
\$	912	209	1213
+	948	892	306
w	954	203	1207

✦ Backstitch in one strand

—	3799	236	1713
---	------	-----	------

✦ Whole stitches only

Stitch count 29 (h) x 29 (w)  
Design area on 14-count fabric  
5x5cm (2x2in)

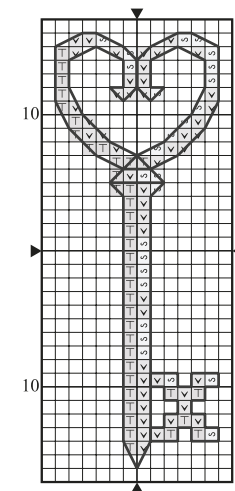


### The key to my heart

It would make my day if you could design a heart-shaped key for me. My boyfriend gave me a necklace with one on for our anniversary last year and I'd love to be able to stitch a similar design for him.

Jody Watford, Bristol

We hope he likes this, Jody!  
Lucie



### Heart key

✦ Cross stitch in two strands

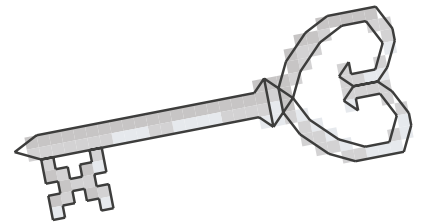
	DMC	Anchor	Madeira
T	318	399	1801
v	415	398	1802
s	762	234	1804

✦ Backstitch in one strand

—	3799	236	1713
---	------	-----	------

✦ Whole stitches only

Stitch count 32 (h) x 12 (w)  
Design area on 14-count fabric  
6x2.5cm (1 1/4 x 3/4 in)



### Loch Ness monster

✦ Cross stitch in two strands

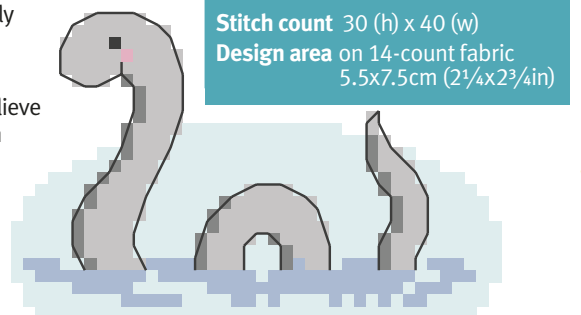
	DMC	Anchor	Madeira
T	318	399	1801
■	414	235	1714
♥	604	55	614
●	799	145	910
3	800	144	908
■	3799	236	1713

✦ Backstitch in one strand

—	3799	236	1713
---	------	-----	------

✦ Whole stitches only

Stitch count 30 (h) x 40 (w)  
Design area on 14-count fabric  
5.5x7.5cm (2 1/4 x 2 3/4 in)

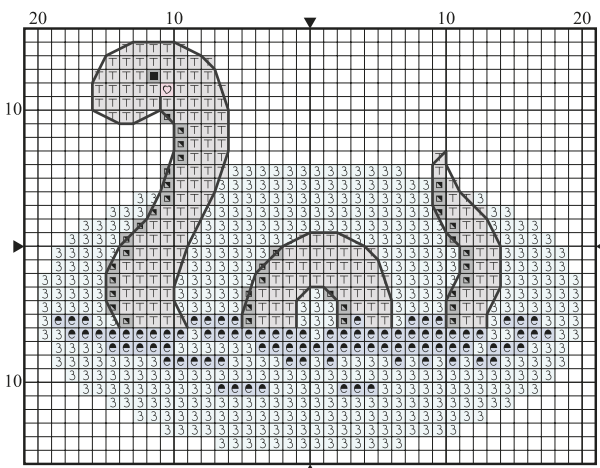


### Lucky charms

I'd like to challenge you to make an Irish Fairy with a shamrock and a pot of gold, Lucie. I've tried to design this myself but I need the help of a professional like you!

Rhea Simpson Howard,  
via Facebook

It must be your lucky day, here's your three Irish charms!  
Lucie



### Are you there, Nessie?

For years now I've been obsessed with the legend of the Loch Ness monster, so I'd love you to chart one for me, Lucie. That way, I can stitch it and show all my friends that Nessie really does exist!

Sue Murray, Cardiff

Your friends have to believe you now, Sue! Have fun stitching this Nessie.  
Lucie

## Good dog

Please could you chart me a Shetland Sheepdog, Lucie? My husband has one and our granddaughter trains her. So far, she's won bronze and silver awards and is currently training for gold – and she's only 13!

*Mrs J Hobbs, Middlesex*

What a clever dog, she sounds like a contender for Crufts!

**Lucie**

### Shetland Sheepdog

✦ Cross stitch in two strands

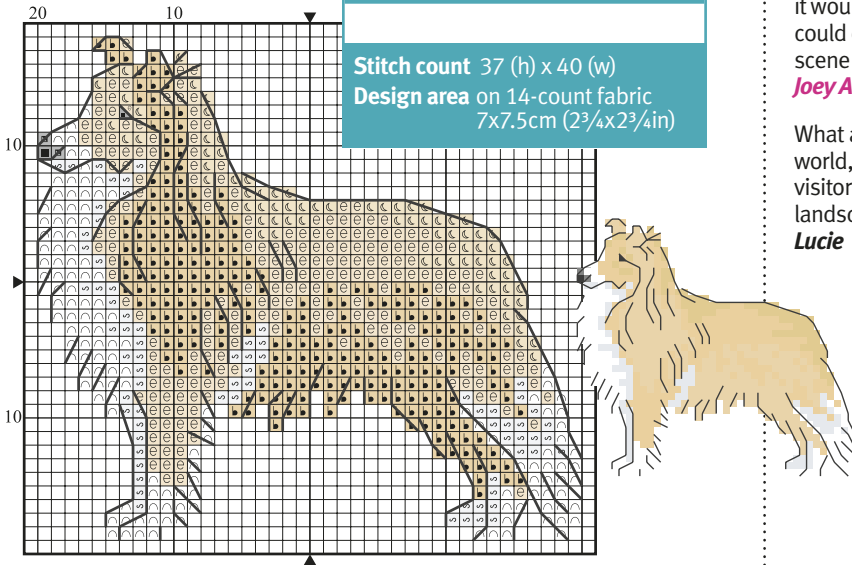
	DMC	Anchor	Madeira
∩	blanc	2	2402
■	414	235	1714
■	436	1045	2011
e	437	362	2012
☾	738	367	2013
s	762	234	1804
■	3799	236	1713

✦ Backstitch in one strand

—	3799	236	1713
---	------	-----	------

✦ Contains fractionals

Stitch count 37 (h) x 40 (w)  
Design area on 14-count fabric  
7x7.5cm (2<sup>3</sup>/<sub>4</sub>x2<sup>3</sup>/<sub>4</sub>in)



## Natural beauty

I volunteer every week at Hengistbury Head Visitor Centre in Dorset, and it's always thriving with dog walkers, birdwatchers, tourists and the like. All the team of staff, rangers and volunteers are so welcoming and fun, and it would mean a lot if you could chart a landscape scene of the Head.

*Joey Arnell, via email*

What a lovely part of the world, Joey. We hope the visitors and staff enjoy this landscape in stitches.

**Lucie**

### Hengistbury Head

✦ Cross stitch in two strands


	DMC	Anchor	Madeira
∩	blanc	2	2402
∇	415	398	1802
☾	738	367	2013
N	739	366	2014
e	799	145	910
3	800	144	908
w	954	203	1207

✦ Backstitch in one strand

—	3799	236	1713
---	------	-----	------

✦ Whole stitches only

Stitch count 40 (h) x 40 (w)  
Design area on 14-count fabric  
7.5x7.5cm (2<sup>3</sup>/<sub>4</sub>x2<sup>3</sup>/<sub>4</sub>in)



## Female superhero

✦ Cross stitch in two strands

	DMC	Anchor	Madeira
♥	349	1098	212
☼	726	295	109
b	742	303	114
*	754	1012	305
e	799	145	910
r	948	892	306

✦ Backstitch in one strand

—	3799	236	1713
---	------	-----	------

✦ Whole stitches only

Stitch count 40 (h) x 34 (w)  
Design area on 14-count fabric  
7.5x6.5cm (2<sup>3</sup>/<sub>4</sub>x2<sup>1</sup>/<sub>2</sub>in)


## Wonder woman

Hi Lucie, we nicknamed someone at work 'Trivia Girl' recently, and I'd love to stitch her a tribute! Please could you design a female superhero with red-gold hair? Thanks in advance!

*Sue Bennett, via email*

Here you are, Sue. The burning question is: what did your workmate do to deserve her superhero title?!

**Lucie**



## I challenge Lucie...

If there's something you'd like to have charted, challenge me, Lucie, and I'll come up with the goods. Please note, I can only fit in fairly small designs and for copyright reasons I'm unable to chart characters from films and TV – but go on, make it something crazy!

My chart request .....

I'd like this chart because .....

Your name and address .....

Fill in and cut out this coupon (or photocopy it) and send it to:  
Challenge Lucie, Cross Stitch Crazy, Immediate Media Company Bristol Ltd, 2nd Floor, Tower House, Fairfax Street, Bristol BS1 3BN, or email: [challengelucie@cross-stitching.com](mailto:challengelucie@cross-stitching.com)

# In Crazy next month

On sale from 14th May

## Home grown

Enjoy a taste  
of summer  
with this  
stunning  
sampler



**FREE** ALPHABET  
CHART BOOK!

3 fab abcs by Joan Elliott, Lucie Heaton and Lesley Teare



## All this



## Off to the beach!

Kids will adore these bright bags

## Get well soon

Give poorly friends a stichy  
hug with these comforting cards



**Say  
hello!**

Somebunny  
to Love is  
looking cuter  
than ever in  
this brand  
new design



**Botanical beauties**  
Elegant motifs inspired by nature

# and more in issue 204

**Up, up and away**

Take your needle on a journey  
with these heavenly hoops!



**Bon  
appétit**

Jazz up your  
kitchen with  
these funky  
pictures in  
pastel shades



From all good newsagents  
To subscribe ☎ 0844 844 0388

Contents are subject to change.

# Cross stitch made easy



“Welcome to cross stitch! You’ll soon learn how it’s done – my guide here tells you everything you need to know to get started”

With Anne MacGregor

## How to use our charts and keys

We’re sure you’ll want to start stitching our gorgeous designs straight away. Here’s how to follow our charts and keys...



### Perfect for beginners

Small, quick-to-stitch designs, such as the letter B opposite, are ideal if you’re new to stitching. For lots more simple designs, take a look at these:

- ▶ **PAGE 16**  
June panda
- ▶ **PAGE 20**  
Travel gift ideas
- ▶ **PAGE 34**  
Afternoon tea
- ▶ **PAGE 53**  
Dinosaur abc
- ▶ **PAGE 61**  
Blackwork hearts

### Reading a chart

▶ Our charts are printed in both colour and symbols. Each square on a cross stitch chart contains a symbol, and each symbol corresponds with one stitch. The key that accompanies the chart will tell you what colour thread each symbol corresponds to, so you know which one to thread your needle with.

### Where to start

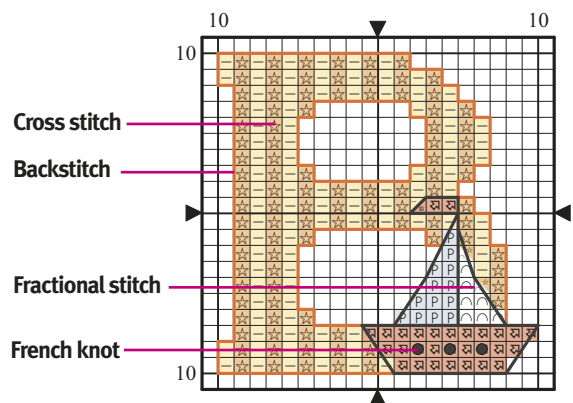
▶ The centre of most cross stitch charts is specially marked. This is the best place to start stitching, so you end up with the design stitched in the middle of the fabric. The centre of our charts is where the heavy vertical and horizontal lines intersect. To find the centre of your fabric, fold it in half horizontally, open it up and fold it vertically. When you open the fabric again, you’ll find the creases mark the centre.

### Following our keys

▶ All of our Crazy charts have keys that tell you how many strands of thread to stitch in (most thread is six-stranded), the size of the design and whether there are backstitch lines, French knots or fractional stitches. The thread numbers listed in the first column of the key refer to the brand that we’ve used to stitch the design. Conversion numbers for two other brands of threads are given. These are not always exact equivalents, but are the closest match available.

### Finding what you need

▶ Each of our projects includes a shopping list, telling you what type and size of fabric you’ll need. It also tells you what size frame and mount you’ll need to finish it off. If we’ve made anything out of the ordinary from our stitching, we’ll tell you what you need to recreate it.



Symbol and colour that corresponds to the chart

Type of stitch and number of strands

Stitch count – how many stitches high and wide the design is

### B is for boat

#### ✕ Cross stitch in two strands

	DMC	Anchor	Madeira
∩	blanc	2	2402
⊠	349	1098	212
☆	741	304	202
—	744	301	112
P	3755	140	1013

#### ✕ Backstitch in one strand

—	947	330	205
—	3799	236	1713

#### ✕ French knots in one strand

●	3799	236	1713
---	------	-----	------

#### ✕ Contains fractionals

--	--	--	--

Stitch count 20 (h) x 20 (w)  
Design area on 14-count fabric  
3.5x3.5cm (1½x1½in)

Design area – what the design will measure when stitched on the specified fabric

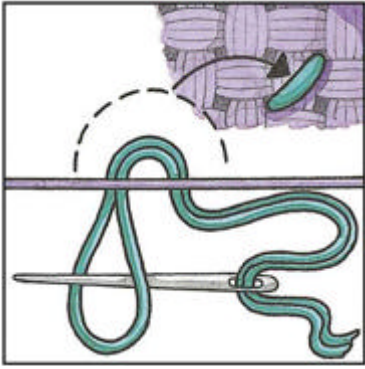
The three main brands of thread we use. The first column is always the one that we’ve used to stitch the design

Thread number represented by the symbol

[Cross-stitching.com](http://Cross-stitching.com)  
The one stop stitching site

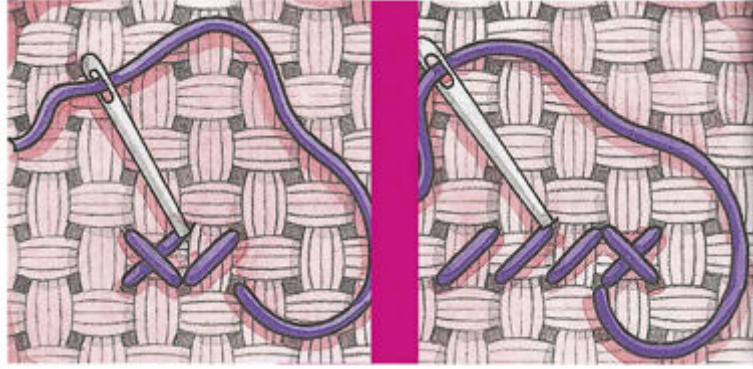
Don’t forget to log on to our website, Cross-stitching.com, to check out video tutorials, handy tips and much more!





**Starting your thread**

► The following can only be done with an even number of strands. Cut thread to twice the length you need. Separate one strand and double it over. Thread the needle with the ends, forming a loop. Bring the needle up through the fabric. As you take it down, pass it through the loop and pull firmly.

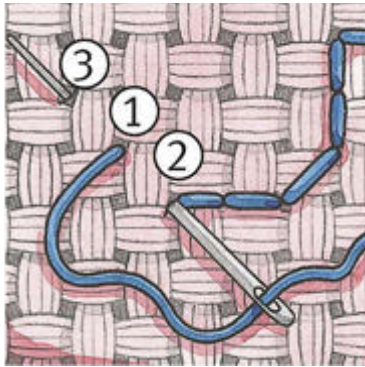


**Cross stitch**

► Make a cross stitch for each symbol on the chart. Bring the needle up at the bottom left corner of a square and down at the top right corner. This is a half cross stitch. Bring the needle up again at the bottom right corner and back down at the top left. This is a completed cross stitch.

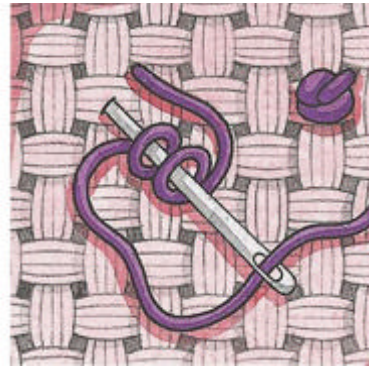
**TIP** Work each stitch in the same order so the top arms of your cross stitches lie in the same direction.

**TIP** Working a row of half cross stitches, then completing the cross stitch on the return journey, is a quick way to work; especially when stitching blocks of colour.



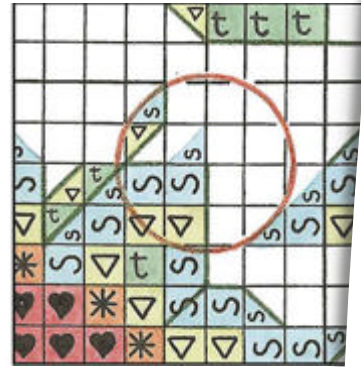
**Backstitch**

► Backstitch is shown by a coloured line and is added to stitching to create detail. Work the backstitch over individual blocks on aida, or pairs of threads on evenweave. Bring the needle up through the fabric at 1 and take it down at 2, up at 3 and so on, so that you are working back on yourself.



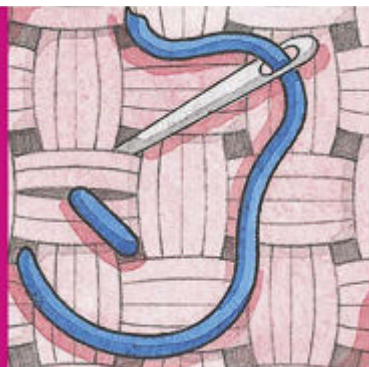
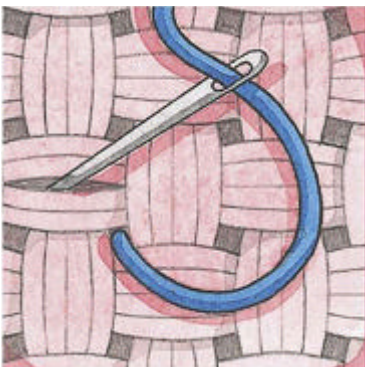
**French knots**

► French knots appear as dots on your chart. Bring the needle up through the fabric, hold the thread down with your left hand and wind it round the needle twice. Still holding the thread taut, take the needle down one thread or part of a block away. Pull through until a neat knot is formed.



**Spotting fractionals**

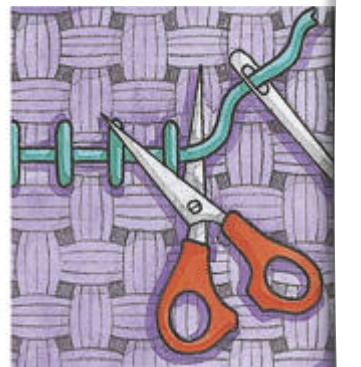
► A fractional stitch is represented on a chart by a smaller version of the main symbol, in a corner of the square. It will show you which corner the fractional stitch should occupy. Quarter and three-quarter stitches are shown in the same way on your chart.



**Fractional stitches**

► To make a quarter stitch, bring the needle up at the corner of a square and take it down through the centre, halfway across the diagonal, splitting the aida block. To turn this into a three-quarter stitch, make a half cross stitch across the other diagonal of the square. This creates a half cross stitch

across the quarter stitch. If you have to make two fractional stitches back-to-back in the same square, you'll need to decide which is a quarter stitch and which is a three-quarter stitch. Usually, the three-quarter stitch is made in the foreground colour of the design.



**Finishing your thread**

► Once you've finished stitching, finish off your threads by running your needle through the back of several stitches that you've already completed. Snip off the ends neatly with a sharp pair of embroidery scissors, as close to your fabric as possible.

**AFGHAN** – a woollen blanket or rug with areas for cross stitching

**AIDA** – the most common cross stitching fabric, made up of blocks of weave

**AIDA BAND** – a strip of aida with a decorative edge, used to adorn towels, bookmarks, etc. Comes in various widths

**APERTURE** – the space through which a design is shown (mainly on cards and in frames)

**BEADING NEEDLE** – a long, fine needle that slides easily through seed and bugle beads

**DESIGN AREA** – the measurement of the finished design, depending on the count of fabric used

**EVENWEAVE** – fabric made from evenly-spaced woven threads. It's softer and more flexible than aida

**FABRIC COUNT** – the number of holes per inch on your fabric. The higher the number, the finer the fabric is

**FABRIC SIZE** – the size of fabric needed for the design, including allowance for framing

**FRACTIONAL STITCH** – stitches made from a quarter or three-quarters of a cross stitch

**HALF STITCH** – the first arm of the cross. Used to give a less dense stitch to lighter areas

**HOOP** – a plastic or wooden frame that holds your fabric taut while you stitch on it

**JOBELAN** – a specific type of evenweave fabric

**KEY** – a list of all the threads and stitches used in a design, and their respective chart symbols

**LONG STITCH** – long backstitches that extend over larger areas of the fabric, to depict sky or grass etc

**PERFORATED PAPER** – toughened paper, perforated with tiny holes

**PETIT POINT** – tiny stitches, one quarter the size of a cross stitch, for detailed areas of stitching

**PLASTIC CANVAS** – a plastic alternative to fabric, ideal for making decorations and bookmarks

**SAMPLER** – traditional stitching, demonstrating a variety of stitches

**SATIN THREADS** – silky threads that add a subtle sheen

**SKEIN** – an 8m length of stranded cotton, divisible into six strands

**STITCH COUNT** – the number of stitches (vertical and horizontal) that make up a design

**STITCHING OVER TWO** – term used to describe stitching over two threads on evenweave fabric

**WADDING** – padding used to add depth to stitching when it's mounted inside cards

**WASTE CANVAS** – loosely woven fabric, held together with soluble glue. Often used to add designs to clothes and softer fabrics

**WHOLE STITCH** – a complete cross stitch as opposed to half, quarter and three-quarter stitches

# Teabreak




Complete the crossword and rearrange the letters in the coloured squares to spell out a boat (6). Once you've completed the crossword, send us your answer\* for a chance to win this sweet Teapot Mouse kit from Bothy Threads! The kit measures 18x18cm (7x7in) and costs £19.99. For more information visit [www.bothythreads.com](http://www.bothythreads.com) or call ☎ 01900 828 844.

TO ENTER: \*Text CSC203XWORD followed by your answer, name, email address and postal address to 87474. Texts will be charged at 50p plus your standard network rate. For full terms and conditions turn to page 73. To enter by post, send your answer, name and address on a postcard to: Crazy 203 Crossword, Cross Stitch Crazy, Immediate Media Company Bristol Ltd, 2nd Floor, Tower House, Fairfax Street, Bristol BS1 3BN. The closing date for entries is 1st June 2015.



**TEXT**  
your  
entry!\*



## Across

- 1) Lookout point near the top of a ship's mast (5,4)
- 7) Arrive at, attain (5)
- 8) Be bold enough to try something (4)
- 9) Moving ridge of sea water (4)
- 11) Rotate on an axis (6)
- 12) Throw casually (4)
- 13) Thin crisp biscuit (5)
- 17) Roof slates (5)
- 19) Marine mammal with flippers (4)
- 22) Platform above the main deck from which a ship is controlled (6)
- 23) Ship's cargo store (4)
- 25) Water sport (4)
- 26) Rear part of a vessel (5)
- 27) Removable ramp used for boarding a ship (9)


## Down

- 1) Personnel staffing a ship (4)
- 2) Long waterproof boots (6)
- 3) Type of canal boat (6)
- 4) Fishing vessel (7)
- 5) Pinkish-purple colour (5)
- 6) Ledge (5)
- 10) Word used to hail a ship (4)
- 14) Chopping tool (3)
- 15) Ropes and tackle that support sails and masts (7)
- 16) Bucket with a handle (4)
- 18) Physically powerful (6)
- 19) Group of dolphins (6)
- 20) Deep chasm (5)
- 21) Cruise ship (5)
- 24) Pier where ships moor (4)

## Celeb wordsearch solution

The missing word is SCOTTISH

The Buttons... Bev, Nev and co will have you in stitches! By Rhys Reed



# Join the **Create and Craft Club** Today!

Become a member of the UK's biggest crafting community with **Create and Craft!**

It's your one-stop **CLUB** for knowledge and inspiration!

- ✓ £10 voucher back on your account
- ✓ 10% off every purchase
- ✓ VIP members badge
- ✓ Four exclusive magazines each year
- ✓ Members gifts – only pay P&P
- ✓ Online community

**All FOR JUST £20!†**

**£10 Gift Voucher**  
Credited to your account, for you to spend on whatever you wish at **Create & Craft** in the next 3 months\*!



**WATCH**  
Sky 674, 675, Freeview 36  
Freesat 813, 811, Virgin 748

**FOLLOW**

**SHOP**  
[www.createandcraft.tv](http://www.createandcraft.tv)

**ORDER**  
Call: 09056 480 480\*

[www.createandcraft.tv/CLUB](http://www.createandcraft.tv/CLUB)

The Create and Craft app is available to download now



\*Calls cost 20p per minute plus network extras. Calls from mobiles and other networks may cost more. Create and Craft is a registered trading name of Ideal Shopping Direct Limited. Registered in England No. 1534758. VAT No. GB 738 1640 28. Registered Office: Ideal Home House, Newark Road, Peterborough, PE1 5WG. † Full Club membership terms and conditions can be found at [www.createandcraft.tv/club-terms-and-conditions](http://www.createandcraft.tv/club-terms-and-conditions). Information accurate at time of printing.

# HERITAGE Crafts

Working with talented artists to produce beautiful counted cross stitch designs



**Maria in Miniature**  
by John Clayton - 12 x 13cm



**Miranda in Miniature**  
by John Clayton - 12.5 x 13.5cm



**Sarah in Miniature**  
by John Clayton - 13 x 13cm



**Alice in Miniature**  
by John Clayton - 13 x 13.5cm



**Claire in Miniature**  
by John Clayton - 12.5 x 12.5cm



**Josephine in Miniature**  
by John Clayton - 13 x 13cm



**Francesca** by John Clayton - 24.5 x 40.5cm



**Dominique in Miniature**  
by John Clayton - 10.5 x 13cm



**Hannah in Miniature**  
by John Clayton - 12.5 x 12.5cm



**Charlotte in Miniature**  
by John Clayton - 12.5 x 12.5cm



**Rebecca in Miniature**  
by John Clayton - 12 x 13cm



**Sally in Miniature**  
by John Clayton - 13 x 13.5cm



## LITTLE FRIENDS

by Susan Ryder & Valerie Pfeiffer

These designs contain very few fractional stitches and are excellent for introducing these stitches to stitchers who may not have encountered them before.



You can see our full range of cross stitch kits, charts & fabric at [www.hcrafts.com](http://www.hcrafts.com)  
Please contact us if you'd like a copy of our latest catalogue!

Heritage Crafts Ltd. Redbrook Lane, Rugeley, Staffordshire WS15 1QU

Telephone : 01889 575256 Email : [enquiries@hcrafts.com](mailto:enquiries@hcrafts.com)



[www.facebook.com/  
heritagecraftsltd](http://www.facebook.com/heritagecraftsltd)



[www.twitter.com/  
heritagecrafts](http://www.twitter.com/heritagecrafts)